

SCHOOL DISTRICT BUDGET



2021 – 2022

Idaho Arts Charter School

Name of School District/Charter School

795

Organization Number

Canyon County

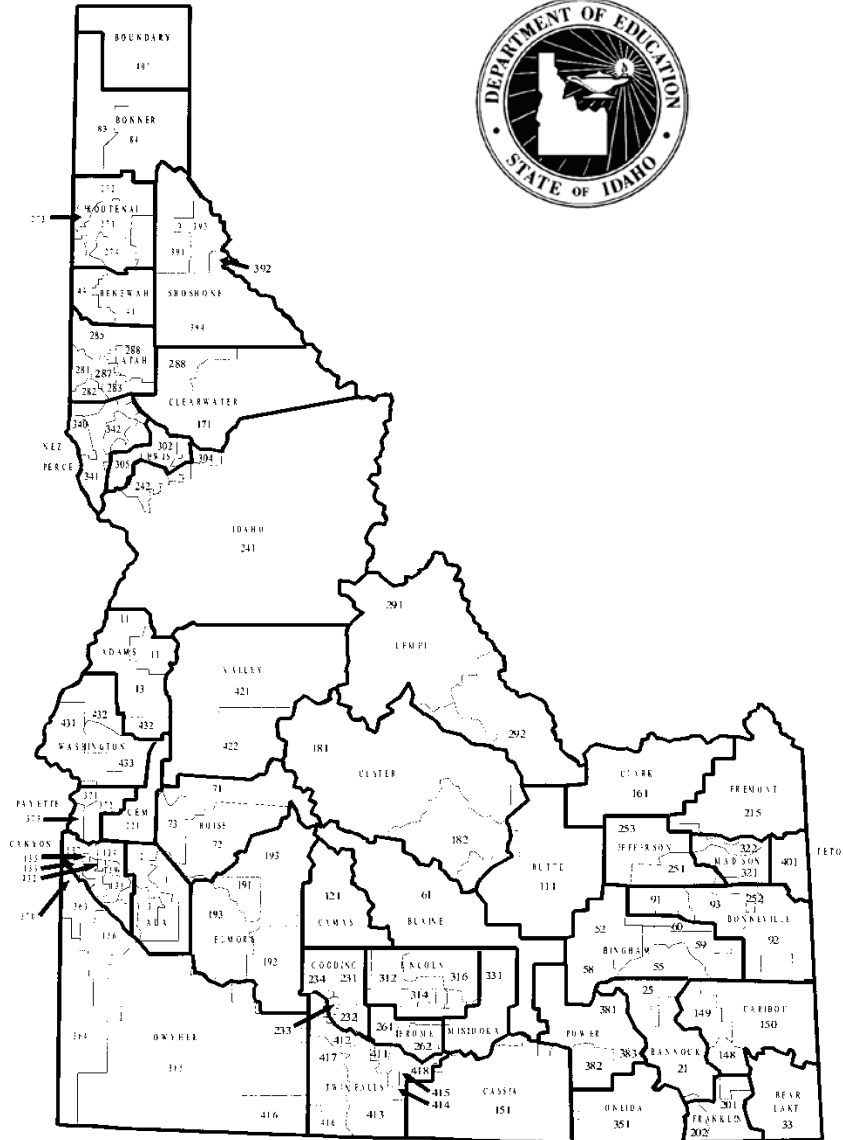
County

Sherri Ybarra

STATE SUPERINTENDENT OF PUBLIC INSTRUCTION

DEPARTMENT OF EDUCATION

**P.O. BOX 83720
BOISE, 83720-0027**



CODE	CONTENTS	BUDGET INCLUDED*
GENERAL FUND		
100	General M & O	x
SPECIAL REVENUE FUNDS		
220	Forest Reserve Fund	_____
230-239	Special Project (Local)	x
240-249	Special Project (State)	x
250-289	Special Project (Federal)	x
290	Child Nutrition Fund	x
DEBT SERVICE FUNDS		
310	Bond Redemption & Interest Fund	x
CAPITAL PROJECT FUNDS		
410	Capital Construction Project Fund	_____
420	Plant Facilities Fund	_____
430	Plant Facilities - School Bldg Main - Student Occu	_____
ENTERPRISE FUNDS		
510	Enterprise Fund	_____
INTERNAL SERVICE FUNDS		
610	Internal Service Fund	_____
710/720	Trust Funds	_____

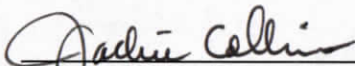
* Indicate with an asterisk which reports are included in this document.


2021 - 2022 SCHOOL BUDGET

This document represents the Board of Trustees' estimate of revenues, proposed expenditures and the fund balances of available school funds for the 2021 - 2022 fiscal year. The planning, preparation and presentation of the budget has been directed by the Board of Trustees and the use of these resources will enable the school district to accomplish its goals and objectives for the school year.

In compliance with Section 33-801, Idaho Code, and the policy of the State Superintendent of Public Instruction, this document has been presented at a public hearing in the school district on June 14, 2021 and the Board of Trustees formally adopted this budget on June 14, 2021.

SIGNED:


 SUPERINTENDENT/CHARTER SCHOOL ADMINISTRATOR
 Marc Carignan
 CONTACT PERSON (PLEASE PRINT)
 marc.carignan@idahoartscharter.org
 EMAIL ADDRESS
 208-463-4324
 PHONE NUMBER


 CHAIRPERSON OF THE BOARD
 Idaho Arts Charter School #795
 SCHOOL DISTRICT/CHARTER NAME
 6/14/2021
 DATE
 Copy on file in the Office of the Superintendent of Public Instruction

**SUMMARY STATEMENT 2021 - 2022 SCHOOL BUDGET
ALL FUNDS
IDAHO ARTS CHARTER SCHOOL**

GENERAL M & O FUND

ALL OTHER FUNDS

Budget Line	REVENUES	Prior Year Actual 2018-2019	Prior Year Actual 2019-2020	Current Budget 2020-2021	Proposed Budget 2021-2022	Prior Year Actual 2018-2019	Prior Year Actual 2019-2020	Current Budget 2020-2021	Proposed Budget 2021-2022
#01	Beginning Balances	1,214,802CR	1,960,028CR	3,965,018CR	4,081,009CR	2,047,003CR	2,053,273CR	1,877,929CR	1,867,523CR
#39	Local Revenue	97,019CR	20,090CR	5,500CR	186,070CR	495,485CR	338,932CR	338,754CR	0
#41	County Revenue	0	0	0	0	0	0	0	0
#55	State Revenue	7,235,155CR	7,954,392CR	7,850,689CR	8,621,759CR	199,280CR	166,176CR	147,354CR	143,042CR
#68	Federal Revenue	0	0	0	0	589,733CR	1,703,168CR	1,300,019CR	1,914,605CR
#72	Other Sources	0	0	0	0	0	0	0	0
#76	Transfers	0	0	0	0	844,672CR	1,006,968CR	1,114,114CR	1,281,473CR
	TOTALS ***	8,546,976CR	9,934,510CR	11,821,207CR	12,888,838CR	4,176,173CR	5,268,517CR	4,778,170CR	5,206,643CR

GENERAL M & O FUND

ALL OTHER FUNDS

Budget Line	OBJ #	EXPENDITURES	Prior Year Actual 2018-2019	Prior Year Actual 2019-2020	Current Budget 2020-2021	Proposed Budget 2021-2022	Prior Year Actual 2018-2019	Prior Year Actual 2019-2020	Current Budget 2020-2021	Proposed Budget 2021-2022
#60	100	Salaries	3,725,555	3,169,108	4,409,958	4,873,212	410,468	1,361,457	333,544	439,759
#60	200	Benefits	1,078,271	937,428	1,239,564	1,426,390	116,438	317,545	114,351	299,050
#60	300	Purchased Services	765,960	671,399	765,570	733,425	122,953	196,973	121,961	265,670
#60	400	Supplies & Materials	142,425	156,902	165,000	180,000	228,940	380,593	788,833	1,030,919
#60	500	Capital Outlay	30,065	0	15,000	15,000	372,101	102,955	437,844	52,829
#60	600	Debt Retirement	0	0	0	0	872,000	1,031,065	1,114,114	1,281,473
#60	700	Insurance & Judgments	0	27,687	30,992	33,781	0	0	0	0
#60	800	Transfers	844,672	1,006,968	1,114,114	1,281,473	0	0	0	0
#62		Contingency Reserve	0	0	0	0	0	0	0	0
#73		Unappropriated Balances	1,960,028	3,965,018	4,081,009	4,345,557	2,053,273	1,877,929	1,867,523	1,836,943
		TOTALS ***	8,546,976	9,934,510	11,821,207	12,888,838	4,176,173	5,268,517	4,778,170	5,206,643

* All transfers-in and transfers-out should net to zero.

*** RETURN THIS PAGE TO THE STATE DEPARTMENT OF EDUCATION ***

**AFFIDAVIT OF PUBLICATION
STATE OF IDAHO**

County of Canyon and Ada

23769 104830
1 IDAHO ARTS CHARTER SCHOOL

1220 5TH ST N
NAMPA, ID 83687

SHARON JESSEN
of the State of Idaho, being of first duly sworn, deposes
and says:


1. That I am a citizen of the United States, and at all times hereinafter mentioned was over the age of eighteen years, and not a party to the above entitled action.
2. That I am the Principle Clerk of the Idaho Press-Tribune, a daily newspaper published in the Counties of Canyon and Ada, State of Idaho; that the said newspaper is in general circulation in the said counties of Canyon and Ada, and in the vicinity of Nampa, Caldwell, and Boise, and has been uninterruptedly published in said Counties during a period of seventy -eight consecutive weeks prior to the first publication of this notice, a copy of which is hereto attached.
3. That the notice, of which the annexed is a printed copy, was published in said newspaper 1 times(s) in the regular and entire issue of said paper, and was printed in the newspaper proper, and not in a supplement


That said notice was published the following: 05/28/2021



SHARON JESSEN
STATE OF IDAHO
County of Canyon and Ada

On this 28th day of May, in the year of 2021 before me a Notary Public, personally appeared. SHARON JESSEN, known or identified to me to be the person whose name is subscribed to the within instrument, and being by me first duly sworn, declared that the statements therein are true, and acknowledge to me that he/she executed the same.



Notary Public of Idaho
My commission expires 



LEGAL NOTICE

NOTICE OF BUDGET HEARING
Idaho Arts Charter School - District No. 795
Canyon County, Idaho

NOTICE IS HEREBY GIVEN, that the Idaho Arts Charter School, Canyon County, Idaho will hold a public hearing to approve the 2021-2022 Proposed Budget at the regular meeting on June 14th, 2021 at 6:30 PM at Idaho Arts Charter School. Copies of the proposed budget are available for inspection during regular business hours and will remain available until the regular meeting, as provided by law, at Idaho Arts Charter School, Nampa, Idaho.

SUMMARY STATEMENT 2021 - 2022 SCHOOL BUDGET
ALL FUNDS
IDAHO ARTS CHARTER SCHOOL

	GENERAL M & O FUND				ALL OTHER FUNDS			
	Prior Year Actual 2018-2019	Prior Year Actual 2019-2020	Prior Year Actual/Budget 2020-2021	Proposed Budget 2021-2022	Prior Year Actual 2018-2019	Prior Year Actual 2019-2020	Prior Year Actual/Budget 2020-2021	Proposed Budget 2021-2022
REVENUES								
Beginning Balances	\$1,214,802	\$1,960,028	\$3,965,018	\$4,081,009	\$2,047,003	\$2,053,273	\$1,877,929	\$1,867,523
Local Tax Revenue	\$-	\$-	\$-	\$-	\$-	\$-	\$-	\$-
Other Local	\$97,019	\$20,090	\$5,500	\$6,500	\$495,485	\$338,932	\$338,754	\$179,570
County Revenue	\$-	\$-	\$-	\$-	\$-	\$-	\$-	\$-
State Revenue	\$7,235,155	\$7,954,392	\$7,850,689	\$8,599,294	\$199,280	\$166,176	\$147,354	\$143,042
Federal Revenue	\$-	\$-	\$-	\$-	\$589,733	\$1,703,168	\$1,300,019	\$3,064,527
Transfers	\$-	\$-	\$-	\$-	\$844,672	\$1,006,968	\$1,114,114	\$1,281,473
Other Sources	\$-	\$-	\$-	\$-	\$-	\$-	\$-	\$-
Totals	\$8,546,976	\$9,934,510	\$11,821,207	\$12,686,803	\$4,176,173	\$5,268,517	\$4,778,170	\$6,536,135
EXPENDITURES								
Salaries	\$3,725,555	\$3,169,108	\$4,409,958	\$4,862,512	\$410,468	\$1,361,457	\$333,544	\$439,759
Benefits	\$1,078,271	\$937,428	\$1,239,564	\$1,438,622	\$116,438	\$317,545	\$114,351	\$299,050
Purchased Services	\$765,960	\$671,399	\$765,570	\$733,425	\$122,953	\$196,973	\$121,961	\$262,932
Supplies & Materials	\$142,425	\$156,902	\$165,000	\$180,000	\$228,940	\$380,593	\$788,833	\$2,161,539
Capital Outlay	\$30,065	\$-	\$15,000	\$15,000	\$372,101	\$102,955	\$437,844	\$52,829
Debt Retirement	\$-	\$-	\$-	\$-	\$872,000	\$1,031,065	\$1,114,114	\$1,281,473
Insurance & Judgments	\$-	\$27,687	\$30,992	\$33,781	\$-	\$-	\$-	\$-
Transfers (net)	\$844,672	\$1,006,968	\$1,114,114	\$1,281,473	\$-	\$-	\$-	\$-
Contingency Reserve	\$-	\$-	\$-	\$-	\$-	\$-	\$-	\$-
Unappropriated Balances	\$1,960,028	\$3,965,018	\$4,081,009	\$4,141,990	\$2,053,273	\$1,877,929	\$1,867,523	\$2,038,553
Totals	\$8,546,976	\$9,934,510	\$11,821,207	\$12,686,803	\$4,176,173	\$5,268,517	\$4,778,170	\$6,536,135

May 28, 2021

104830

**BUDGET
REVENUES**
July 1, 2021 - June 30, 2022

Line	Code	REVENUES Item	Prior Year Budget	Proposed Budget		Line	Code	REVENUES Item	Prior Year Budget	Proposed Budget	
				Line Amounts	Totals					Line Amounts	Totals
1	320000	Estimated Fund Balance	3,965,018CR	4,081,009CR		40	429000	Other County			
2		as of July 1	3,965,018CR	*****	4,081,009CR	41	420000	TOTAL COUNTY **	0	*****	0
3	411100	Taxes-General M & O				42					
4	411200	Taxes-Supplemental				43	431100	Base Support Program	5,888,830CR	6,474,251CR	
5	411300	Taxes-Emergency				44	431200	Transportation Support	318,367CR	292,500CR	
6	411400	Taxes-Tort				45	431400	Except Child/SED Support			
7	411500	Taxes-Cooperative				46	431500	Border Tuition Support			
8	411600	Taxes-Tuition				47	431600	Tuition Equivalency			
9	411700	Taxes-Migrant				48	431800	Benefit Apportionment	808,567CR	885,188CR	
10	411900	Taxes-Other				49	431900	Other State Support	754,897CR	886,457CR	
11	412100	Taxes-Plant Facility				50	432100	Driver Education Prog.			
12	412500	Taxes-Bond & Interest				51	432400	Professional Technical Prog			
13		TOTAL TAXES **	0	*****	0	52	437000	Lottery/Additional State Maint	80,028CR	83,363CR	
14	413000	Penalty: Delinquent Taxes				53	438000	Rev in Lieu of/Ag Equip Tax			
15						54	439000	Other State Revenue			
16	414100	Tuition - Individuals				55					
17	414200	Tuition-Districts in Idaho				56	430000	TOTAL STATE **	7,850,689CR	*****	8,621,759CR
18	414300	Tuition-Out of State Districts				57					
19						58	442000	Indirect Unrestricted Fed.			
20	415000	Earnings on Investments	5,500CR	6,500CR		59	443000	Direct Restricted Fed.			
21						60	445100	Title I - ESEA			
22	416100	School Food Service				61	445200	Title VI, ESEA-Innovative Pr			
23	416200	Meal Sales: Non-Reimb.				62	445300	Perkins III-Voc Tech Act			
24	416900	Other Food Sales				63	445400	Adult Education			
25						64	445500	Child Nutrition Reimb.			
26	417100	Admissions/Activities				65	445600	Title VI-B			
27	417200	Bookstore Sales				66	445900	Other Indirect Fed. Prog.			
28	417300	Clubs, Org. Dues, Etc.				67	448200	Impact Aid - P.L. 874			
29	417400	School Fees & Charges				68	440000	TOTAL FEDERAL **	0	*****	0
30	417900	Other Student Revenues				69					
31						70	451000	Proceeds: Bonds,Capital Leases			
32	418100	Community Service				71	453000	Sale of Fixed Assets			
33						72	450000	TOTAL OTHER **	0	*****	0
34	419100	Rentals				73					
35	419200	Contributions/Donations				74		TOTAL REVENUES **	7,856,189CR	*****	8,807,829CR
36	419300	Transportaion Fees				75					
37	419900	Other Local			179,570CR	76	460000	TRANSFERS IN			
38		TOTAL OTHER LOCAL **	5,500CR	*****	186,070CR	77					
39	410000	TOTAL LOCAL ** (Line 13 + 38)	5,500CR	*****	186,070CR	78	400000	BAL.+ REVENUE + TRANS. (Lines 1 + 74 + 76)	11,821,207CR	*****	12,888,838CR

**BUDGET
EXPENDITURES**
July 1, 2021 - June 30, 2022

Line	Code	EXPENDITURES Functions/Programs	Prior Year Budget	Proposed Budget	100 Salaries	200 Benefits	300 Purchased Services	400 Supplies Materials	500 Capital Objects	600 Debt Retirement	700 Insurance- Judgment	800 Transfers
39	691	Other Support Services Prog.										
40												
41	600	TOTAL SUPPORT SERV.**	1,970,679	2,282,423	1,068,845	326,372	733,425	120,000	0	0	33,781	0
42												
43	710	Child Nutrition Program	12,634	14,727		14,727						
44	720	Community Services Program										
45	730	Enterprise Operations										
46	700	TOTAL NON-INSTRUCTION**	12,634	14,727	0	14,727	0	0	0	0	0	0
47												
48	810	Capital Assets-Student Occ										
49	811	Capital Assets-Non Student Occ										
50	800	TOTAL CAPITAL ASSETS PROG**	0	0	0	0	0	0	0	0	0	0
51												
52	911	Debt Services Prog.-Princ.										
53	912	Debt Services Prog.-Int.										
54	913	Debt Serv Prog-Refnded Debt										
55	920	Transfers Out	1,114,114	1,281,473								1,281,473
56												
57	900	TOTAL OTHER SERVICES **	1,114,114	1,281,473	0	0	0	0	0	0	0	1,281,473
58												
59												
60		TOTAL EXPENDITURES ** (Lines 14+41+47+49+57) **	7,740,198	8,543,281	4,873,212	1,426,390	733,425	180,000	15,000	0	33,781	1,281,473
61												
62	950	Contingency Reserve (5% of Line 60)										
63												
64		TOTAL APPROPRIATION (Line 60 + Line 62)	7,740,198	8,543,281								
65												
66		BUDGET SUMMARY										
67												
68		Beginning Fund Balance	3,965,018CR	4,081,009CR								
69		Revenues + Transfers In	7,856,189CR	8,807,829CR								
70		TOTAL REVENUE (68 + 69)	11,821,207CR	12,888,838CR								
71												
72		Total Appropriation	7,740,198	8,543,281								
73		Unappropriated Balance	4,081,009	4,345,557								
74		TOTAL APPROPRIATION (72+73)	11,821,207	12,888,838								

BUDGET SUMMARY

The total on line 70 must equal the total on line 74

**BUDGET
REVENUES**
July 1, 2021 - June 30, 2022

Line	Code	REVENUES Item	Prior Year Budget	Proposed Budget		Line	Code	REVENUES Item	Prior Year Budget	Proposed Budget	
				Line Amounts	Totals					Line Amounts	Totals
1	320000	Estimated Fund Balance		*****		40	429000	Other County			
2		as of July 1	0	*****	0	41	420000	TOTAL COUNTY **	0	*****	0
3	411100	Taxes-General M & O				42					
4	411200	Taxes-Supplemental				43	431100	Base Support Program			
5	411300	Taxes-Emergency				44	431200	Transportation Support			
6	411400	Taxes-Tort				45	431400	Except Child/SED Support			
7	411500	Taxes-Cooperative				46	431500	Border Tuition Support			
8	411600	Taxes-Tuition				47	431600	Tuition Equivalency			
9	411700	Taxes-Migrant				48	431800	Benefit Apportionment			
10	411900	Taxes-Other				49	431900	Other State Support			
11	412100	Taxes-Plant Facility				50	432100	Driver Education Prog.			
12	412500	Taxes-Bond & Interest				51	432400	Professional Technical Prog			
13		TOTAL TAXES **	0	*****	0	52	437000	Lottery/Additional State Maint			
14	413000	Penalty: Delinquent Taxes				53	438000	Rev in Lieu of/Ag Equip Tax			
15						54	439000	Other State Revenue			
16	414100	Tuition - Individuals				55					
17	414200	Tuition-Districts in Idaho				56	430000	TOTAL STATE **	0	*****	0
18	414300	Tuition-Out of State Districts				57					
19						58	442000	Indirect Unrestricted Fed.			
20	415000	Earnings on Investments				59	443000	Direct Restricted Fed.			
21						60	445100	Title I - ESEA			
22	416100	School Food Service				61	445200	Title VI, ESEA-Innovative Pr			
23	416200	Meal Sales: Non-Reimb.				62	445300	Perkins III-Voc Tech Act			
24	416900	Other Food Sales				63	445400	Adult Education			
25						64	445500	Child Nutrition Reimb.			
26	417100	Admissions/Activities				65	445600	Title VI-B			
27	417200	Bookstore Sales				66	445900	Other Indirect Fed. Prog.			
28	417300	Clubs, Org. Dues, Etc.				67	448200	Impact Aid - P.L. 874			
29	417400	School Fees & Charges				68	440000	TOTAL FEDERAL **	0	*****	0
30	417900	Other Student Revenues				69					
31						70	451000	Proceeds: Bonds,Capital Leases			
32	418100	Community Service				71	453000	Sale of Fixed Assets			
33						72	450000	TOTAL OTHER **	0	*****	0
34	419100	Rentals				73					
35	419200	Contributions/Donations				74		TOTAL REVENUES **	0	*****	0
36	419300	Transportaion Fees				75					
37	419900	Other Local				76	460000	TRANSFERS IN			
38		TOTAL OTHER LOCAL **	0	*****	0	77					
39	410000	TOTAL LOCAL ** (Line 13 + 38)	0	*****	0	78	400000	BAL.+ REVENUE + TRANS. (Lines 1 + 74 + 76)	0	*****	0

**BUDGET
EXPENDITURES**
July 1, 2021 - June 30, 2022

Line	Code	EXPENDITURES Functions/Programs	Prior Year Budget	Proposed Budget	100 Salaries	200 Benefits	300 Purchased Services	400 Supplies Materials	500 Capital Objects	600 Debt Retirement	700 Insurance- Judgment	800 Transfers
39	691	Other Support Services Prog.										
40												
41	600	TOTAL SUPPORT SERV.**	0	0	0	0	0	0	0	0	0	0
42												
43	710	Child Nutrition Program										
44	720	Community Services Program										
45	730	Enterprise Operations										
46	700	TOTAL NON-INSTRUCTION**	0	0	0	0	0	0	0	0	0	0
47												
48	810	Capital Assets-Student Occ										
49	811	Capital Assets-Non Student Occ										
50	800	TOTAL CAPITAL ASSETS PROG**	0	0	0	0	0	0	0	0	0	0
51												
52	911	Debt Services Prog.-Princ.										
53	912	Debt Services Prog.-Int.										
54	913	Debt Serv Prog-Refnded Debt										
55	920	Transfers Out										
56												
57	900	TOTAL OTHER SERVICES **	0	0	0	0	0	0	0	0	0	0
58												
59												
60		TOTAL EXPENDITURES ** (Lines 14+41+47+49+57) **	0	0	0	0	0	0	0	0	0	0
61												
62	950	Contingency Reserve (5% of Line 60)										
63												
64		TOTAL APPROPRIATION (Line 60 + Line 62)	0	0								
65												
66		BUDGET SUMMARY										
67												
68		Beginning Fund Balance										
69		Revenues + Transfers In										
70		TOTAL REVENUE (68 + 69)	0	0								
71												
72		Total Appropriation										
73		Unappropriated Balance										
74		TOTAL APPROPRIATION (72+73)	0	0								

BUDGET SUMMARY

The total on line 70 must equal the total on line 74

**BUDGET
REVENUES**
July 1, 2021 - June 30, 2022

Line	Code	REVENUES Item	Prior Year Budget	Proposed Budget		Line	Code	REVENUES Item	Prior Year Budget	Proposed Budget	
				Line Amounts	Totals					Line Amounts	Totals
1	320000	Estimated Fund Balance		*****		40	429000	Other County			
2		as of July 1	0	*****	0	41	420000	TOTAL COUNTY **	0	*****	0
3	411100	Taxes-General M & O				42					
4	411200	Taxes-Supplemental				43	431100	Base Support Program			
5	411300	Taxes-Emergency				44	431200	Transportation Support			
6	411400	Taxes-Tort				45	431400	Except Child/SED Support			
7	411500	Taxes-Cooperative				46	431500	Border Tuition Support			
8	411600	Taxes-Tuition				47	431600	Tuition Equivalency			
9	411700	Taxes-Migrant				48	431800	Benefit Apportionment			
10	411900	Taxes-Other				49	431900	Other State Support			
11	412100	Taxes-Plant Facility				50	432100	Driver Education Prog.			
12	412500	Taxes-Bond & Interest				51	432400	Professional Technical Prog			
13		TOTAL TAXES **	0	*****	0	52	437000	Lottery/Additional State Maint			
14	413000	Penalty: Delinquent Taxes				53	438000	Rev in Lieu of/Ag Equip Tax			
15						54	439000	Other State Revenue			
16	414100	Tuition - Individuals				55					
17	414200	Tuition-Districts in Idaho				56	430000	TOTAL STATE **	0	*****	0
18	414300	Tuition-Out of State Districts				57					
19						58	442000	Indirect Unrestricted Fed.			
20	415000	Earnings on Investments				59	443000	Direct Restricted Fed.			
21						60	445100	Title I - ESEA			
22	416100	School Food Service				61	445200	Title VI, ESEA-Innovative Pr			
23	416200	Meal Sales: Non-Reimb.				62	445300	Perkins III-Voc Tech Act			
24	416900	Other Food Sales				63	445400	Adult Education			
25						64	445500	Child Nutrition Reimb.			
26	417100	Admissions/Activities				65	445600	Title VI-B			
27	417200	Bookstore Sales				66	445900	Other Indirect Fed. Prog.			
28	417300	Clubs, Org. Dues, Etc.				67	448200	Impact Aid - P.L. 874			
29	417400	School Fees & Charges				68	440000	TOTAL FEDERAL **	0	*****	0
30	417900	Other Student Revenues				69					
31						70	451000	Proceeds: Bonds,Capital Leases			
32	418100	Community Service				71	453000	Sale of Fixed Assets			
33						72	450000	TOTAL OTHER **	0	*****	0
34	419100	Rentals				73					
35	419200	Contributions/Donations				74		TOTAL REVENUES **	0	*****	0
36	419300	Transportaion Fees				75					
37	419900	Other Local				76	460000	TRANSFERS IN			
38		TOTAL OTHER LOCAL **	0	*****	0	77					
39	410000	TOTAL LOCAL ** (Line 13 + 38)	0	*****	0	78	400000	BAL.+ REVENUE + TRANS. (Lines 1 + 74 + 76)	0	*****	0

**BUDGET
EXPENDITURES**
July 1, 2021 - June 30, 2022

Line	Code	EXPENDITURES Functions/Programs	Prior Year Budget	Proposed Budget	100 Salaries	200 Benefits	300 Purchased Services	400 Supplies Materials	500 Capital Objects	600 Debt Retirement	700 Insurance- Judgment	800 Transfers
39	691	Other Support Services Prog.										
40												
41	600	TOTAL SUPPORT SERV.**	0	0	0	0	0	0	0	0	0	0
42												
43	710	Child Nutrition Program										
44	720	Community Services Program										
45	730	Enterprise Operations										
46	700	TOTAL NON-INSTRUCTION**	0	0	0	0	0	0	0	0	0	0
47												
48	810	Capital Assets-Student Occ										
49	811	Capital Assets-Non Student Occ										
50	800	TOTAL CAPITAL ASSETS PROG**	0	0	0	0	0	0	0	0	0	0
51												
52	911	Debt Services Prog.-Princ.										
53	912	Debt Services Prog.-Int.										
54	913	Debt Serv Prog-Refnded Debt										
55	920	Transfers Out										
56												
57	900	TOTAL OTHER SERVICES **	0	0	0	0	0	0	0	0	0	0
58												
59												
60		TOTAL EXPENDITURES ** (Lines 14+41+47+49+57) **	0	0	0	0	0	0	0	0	0	0
61												
62	950	Contingency Reserve (5% of Line 60)										
63												
64		TOTAL APPROPRIATION (Line 60 + Line 62)	0	0								
65												
66		BUDGET SUMMARY										
67												
68		Beginning Fund Balance										
69		Revenues + Transfers In										
70		TOTAL REVENUE (68 + 69)	0	0								
71												
72		Total Appropriation										
73		Unappropriated Balance										
74		TOTAL APPROPRIATION (72+73)	0	0								

BUDGET SUMMARY

The total on line 70 must equal the total on line 74

**BUDGET
REVENUES**
July 1, 2021 - June 30, 2022

Line	Code	REVENUES Item	Prior Year Budget	Proposed Budget		Line	Code	REVENUES Item	Prior Year Budget	Proposed Budget	
				Line Amounts	Totals					Line Amounts	Totals
1	320000	Estimated Fund Balance		*****		40	429000	Other County			
2		as of July 1	0	*****	0	41	420000	TOTAL COUNTY **	0	*****	0
3	411100	Taxes-General M & O				42					
4	411200	Taxes-Supplemental				43	431100	Base Support Program			
5	411300	Taxes-Emergency				44	431200	Transportation Support			
6	411400	Taxes-Tort				45	431400	Except Child/SED Support			
7	411500	Taxes-Cooperative				46	431500	Border Tuition Support			
8	411600	Taxes-Tuition				47	431600	Tuition Equivalency			
9	411700	Taxes-Migrant				48	431800	Benefit Apportionment			
10	411900	Taxes-Other				49	431900	Other State Support			
11	412100	Taxes-Plant Facility				50	432100	Driver Education Prog.			
12	412500	Taxes-Bond & Interest				51	432400	Professional Technical Prog			
13		TOTAL TAXES **	0	*****	0	52	437000	Lottery/Additional State Maint			
14	413000	Penalty: Delinquent Taxes				53	438000	Rev in Lieu of/Ag Equip Tax			
15						54	439000	Other State Revenue			
16	414100	Tuition - Individuals				55					
17	414200	Tuition-Districts in Idaho				56	430000	TOTAL STATE **	0	*****	0
18	414300	Tuition-Out of State Districts				57					
19						58	442000	Indirect Unrestricted Fed.			
20	415000	Earnings on Investments				59	443000	Direct Restricted Fed.			
21						60	445100	Title I - ESEA			
22	416100	School Food Service				61	445200	Title VI, ESEA-Innovative Pr			
23	416200	Meal Sales: Non-Reimb.				62	445300	Perkins III-Voc Tech Act			
24	416900	Other Food Sales				63	445400	Adult Education			
25						64	445500	Child Nutrition Reimb.			
26	417100	Admissions/Activities				65	445600	Title VI-B			
27	417200	Bookstore Sales				66	445900	Other Indirect Fed. Prog.			
28	417300	Clubs, Org. Dues, Etc.				67	448200	Impact Aid - P.L. 874			
29	417400	School Fees & Charges				68	440000	TOTAL FEDERAL **	0	*****	0
30	417900	Other Student Revenues				69					
31						70	451000	Proceeds: Bonds,Capital Leases			
32	418100	Community Service				71	453000	Sale of Fixed Assets			
33						72	450000	TOTAL OTHER **	0	*****	0
34	419100	Rentals				73					
35	419200	Contributions/Donations				74		TOTAL REVENUES **	0	*****	0
36	419300	Transportaion Fees				75					
37	419900	Other Local				76	460000	TRANSFERS IN			
38		TOTAL OTHER LOCAL **	0	*****	0	77					
39	410000	TOTAL LOCAL ** (Line 13 + 38)	0	*****	0	78	400000	BAL.+ REVENUE + TRANS. (Lines 1 + 74 + 76)	0	*****	0

**BUDGET
EXPENDITURES**
July 1, 2021 - June 30, 2022

Line	Code	EXPENDITURES Functions/Programs	Prior Year Budget	Proposed Budget	100 Salaries	200 Benefits	300 Purchased Services	400 Supplies Materials	500 Capital Objects	600 Debt Retirement	700 Insurance- Judgment	800 Transfers
39	691	Other Support Services Prog.										
40												
41	600	TOTAL SUPPORT SERV.**	0	0	0	0	0	0	0	0	0	0
42												
43	710	Child Nutrition Program										
44	720	Community Services Program										
45	730	Enterprise Operations										
46	700	TOTAL NON-INSTRUCTION**	0	0	0	0	0	0	0	0	0	0
47												
48	810	Capital Assets-Student Occ										
49	811	Capital Assets-Non Student Occ										
50	800	TOTAL CAPITAL ASSETS PROG**	0	0	0	0	0	0	0	0	0	0
51												
52	911	Debt Services Prog.-Princ.										
53	912	Debt Services Prog.-Int.										
54	913	Debt Serv Prog-Refnded Debt										
55	920	Transfers Out										
56												
57	900	TOTAL OTHER SERVICES **	0	0	0	0	0	0	0	0	0	0
58												
59												
60		TOTAL EXPENDITURES ** (Lines 14+41+47+49+57) **	0	0	0	0	0	0	0	0	0	0
61												
62	950	Contingency Reserve (5% of Line 60)										
63												
64		TOTAL APPROPRIATION (Line 60 + Line 62)	0	0								
65												
66		BUDGET SUMMARY										
67												
68		Beginning Fund Balance										
69		Revenues + Transfers In										
70		TOTAL REVENUE (68 + 69)	0	0								
71												
72		Total Appropriation										
73		Unappropriated Balance										
74		TOTAL APPROPRIATION (72+73)	0	0								

BUDGET SUMMARY

The total on line 70 must equal the total on line 74

**BUDGET
REVENUES**
July 1, 2021 - June 30, 2022

Line	Code	REVENUES Item	Prior Year Budget	Proposed Budget		Line	Code	REVENUES Item	Prior Year Budget	Proposed Budget	
				Line Amounts	Totals					Line Amounts	Totals
1	320000	Estimated Fund Balance		*****		40	429000	Other County			
2		as of July 1	0	*****	0	41	420000	TOTAL COUNTY **	0	*****	0
3	411100	Taxes-General M & O				42					
4	411200	Taxes-Supplemental				43	431100	Base Support Program			
5	411300	Taxes-Emergency				44	431200	Transportation Support			
6	411400	Taxes-Tort				45	431400	Except Child/SED Support			
7	411500	Taxes-Cooperative				46	431500	Border Tuition Support			
8	411600	Taxes-Tuition				47	431600	Tuition Equivalency			
9	411700	Taxes-Migrant				48	431800	Benefit Apportionment			
10	411900	Taxes-Other				49	431900	Other State Support			
11	412100	Taxes-Plant Facility				50	432100	Driver Education Prog.			
12	412500	Taxes-Bond & Interest				51	432400	Professional Technical Prog			
13		TOTAL TAXES **	0	*****	0	52	437000	Lottery/Additional State Maint			
14	413000	Penalty: Delinquent Taxes				53	438000	Rev in Lieu of/Ag Equip Tax			
15						54	439000	Other State Revenue			
16	414100	Tuition - Individuals				55					
17	414200	Tuition-Districts in Idaho				56	430000	TOTAL STATE **	0	*****	0
18	414300	Tuition-Out of State Districts				57					
19						58	442000	Indirect Unrestricted Fed.			
20	415000	Earnings on Investments				59	443000	Direct Restricted Fed.			
21						60	445100	Title I - ESEA			
22	416100	School Food Service				61	445200	Title VI, ESEA-Innovative Pr			
23	416200	Meal Sales: Non-Reimb.				62	445300	Perkins III-Voc Tech Act			
24	416900	Other Food Sales				63	445400	Adult Education			
25						64	445500	Child Nutrition Reimb.			
26	417100	Admissions/Activities				65	445600	Title VI-B			
27	417200	Bookstore Sales				66	445900	Other Indirect Fed. Prog.			
28	417300	Clubs, Org. Dues, Etc.				67	448200	Impact Aid - P.L. 874			
29	417400	School Fees & Charges				68	440000	TOTAL FEDERAL **	0	*****	0
30	417900	Other Student Revenues				69					
31						70	451000	Proceeds: Bonds,Capital Leases			
32	418100	Community Service				71	453000	Sale of Fixed Assets			
33						72	450000	TOTAL OTHER **	0	*****	0
34	419100	Rentals				73					
35	419200	Contributions/Donations				74		TOTAL REVENUES **	0	*****	0
36	419300	Transportaion Fees				75					
37	419900	Other Local				76	460000	TRANSFERS IN			
38		TOTAL OTHER LOCAL **	0	*****	0	77					
39	410000	TOTAL LOCAL ** (Line 13 + 38)	0	*****	0	78	400000	BAL.+ REVENUE + TRANS. (Lines 1 + 74 + 76)	0	*****	0

**BUDGET
EXPENDITURES**
July 1, 2021 - June 30, 2022

Line	Code	EXPENDITURES Functions/Programs	Prior Year Budget	Proposed Budget	100 Salaries	200 Benefits	300 Purchased Services	400 Supplies Materials	500 Capital Objects	600 Debt Retirement	700 Insurance- Judgment	800 Transfers
39	691	Other Support Services Prog.										
40												
41	600	TOTAL SUPPORT SERV.**	0	0	0	0	0	0	0	0	0	0
42												
43	710	Child Nutrition Program										
44	720	Community Services Program										
45	730	Enterprise Operations										
46	700	TOTAL NON-INSTRUCTION**	0	0	0	0	0	0	0	0	0	0
47												
48	810	Capital Assets-Student Occ										
49	811	Capital Assets-Non Student Occ										
50	800	TOTAL CAPITAL ASSETS PROG**	0	0	0	0	0	0	0	0	0	0
51												
52	911	Debt Services Prog.-Princ.										
53	912	Debt Services Prog.-Int.										
54	913	Debt Serv Prog-Refnded Debt										
55	920	Transfers Out										
56												
57	900	TOTAL OTHER SERVICES **	0	0	0	0	0	0	0	0	0	0
58												
59												
60		TOTAL EXPENDITURES ** (Lines 14+41+47+49+57) **	0	0	0	0	0	0	0	0	0	0
61												
62	950	Contingency Reserve (5% of Line 60)										
63												
64		TOTAL APPROPRIATION (Line 60 + Line 62)	0	0								
65												
66		BUDGET SUMMARY										
67												
68		Beginning Fund Balance										
69		Revenues + Transfers In										
70		TOTAL REVENUE (68 + 69)	0	0								
71												
72		Total Appropriation										
73		Unappropriated Balance										
74		TOTAL APPROPRIATION (72+73)	0	0								

BUDGET SUMMARY

The total on line 70 must equal the total on line 74

**BUDGET
REVENUES**
July 1, 2021 - June 30, 2022

Line	Code	REVENUES Item	Prior Year Budget	Proposed Budget		Line	Code	REVENUES Item	Prior Year Budget	Proposed Budget	
				Line Amounts	Totals					Line Amounts	Totals
1	320000	Estimated Fund Balance	392,355CR	279,075CR		40	429000	Other County			
2		as of July 1	392,355CR	*****	279,075CR	41	420000	TOTAL COUNTY **	0	*****	0
3	411100	Taxes-General M & O				42					
4	411200	Taxes-Supplemental				43	431100	Base Support Program			
5	411300	Taxes-Emergency				44	431200	Transportation Support			
6	411400	Taxes-Tort				45	431400	Except Child/SED Support			
7	411500	Taxes-Cooperative				46	431500	Border Tuition Support			
8	411600	Taxes-Tuition				47	431600	Tuition Equivalency			
9	411700	Taxes-Migrant				48	431800	Benefit Apportionment			
10	411900	Taxes-Other				49	431900	Other State Support			
11	412100	Taxes-Plant Facility				50	432100	Driver Education Prog.			
12	412500	Taxes-Bond & Interest				51	432400	Professional Technical Prog			
13		TOTAL TAXES **	0	*****	0	52	437000	Lottery/Additional State Maint			
14	413000	Penalty: Delinquent Taxes				53	438000	Rev in Lieu of/Ag Equip Tax			
15						54	439000	Other State Revenue			
16	414100	Tuition - Individuals				55					
17	414200	Tuition-Districts in Idaho				56	430000	TOTAL STATE **	0	*****	0
18	414300	Tuition-Out of State Districts				57					
19						58	442000	Indirect Unrestricted Fed.			
20	415000	Earnings on Investments				59	443000	Direct Restricted Fed.			
21						60	445100	Title I - ESEA			
22	416100	School Food Service				61	445200	Title VI, ESEA-Innovative Pr			
23	416200	Meal Sales: Non-Reimb.				62	445300	Perkins III-Voc Tech Act			
24	416900	Other Food Sales				63	445400	Adult Education			
25						64	445500	Child Nutrition Reimb.			
26	417100	Admissions/Activities				65	445600	Title VI-B			
27	417200	Bookstore Sales				66	445900	Other Indirect Fed. Prog.			
28	417300	Clubs, Org. Dues, Etc.				67	448200	Impact Aid - P.L. 874			
29	417400	School Fees & Charges				68	440000	TOTAL FEDERAL **	0	*****	0
30	417900	Other Student Revenues				69					
31						70	451000	Proceeds: Bonds,Capital Leases			
32	418100	Community Service				71	453000	Sale of Fixed Assets			
33						72	450000	TOTAL OTHER **	0	*****	0
34	419100	Rentals				73					
35	419200	Contributions/Donations				74		TOTAL REVENUES **	179,570CR	*****	0
36	419300	Transportaion Fees				75					
37	419900	Other Local	179,570CR			76	460000	TRANSFERS IN			
38		TOTAL OTHER LOCAL **	179,570CR	*****	0	77					
39	410000	TOTAL LOCAL ** (Line 13 + 38)	179,570CR	*****	0	78	400000	BAL.+ REVENUE + TRANS. (Lines 1 + 74 + 76)	571,925CR	*****	279,075CR

**BUDGET
EXPENDITURES**
July 1, 2021 - June 30, 2022

Line	Code	EXPENDITURES Functions/Programs	Prior Year Budget	Proposed Budget	100 Salaries	200 Benefits	300 Purchased Services	400 Supplies Materials	500 Capital Objects	600 Debt Retirement	700 Insurance- Judgment	800 Transfers
39	691	Other Support Services Prog.										
40												
41	600	TOTAL SUPPORT SERV.**	292,850	30,580	0	0	0	0	30,580	0	0	0
42												
43	710	Child Nutrition Program										
44	720	Community Services Program										
45	730	Enterprise Operations										
46	700	TOTAL NON-INSTRUCTION**	0	0	0	0	0	0	0	0	0	0
47												
48	810	Capital Assets-Student Occ										
49	811	Capital Assets-Non Student Occ										
50	800	TOTAL CAPITAL ASSETS PROG**	0	0	0	0	0	0	0	0	0	0
51												
52	911	Debt Services Prog.-Princ.										
53	912	Debt Services Prog.-Int.										
54	913	Debt Serv Prog-Refnded Debt										
55	920	Transfers Out										
56												
57	900	TOTAL OTHER SERVICES **	0	0	0	0	0	0	0	0	0	0
58												
59												
60		TOTAL EXPENDITURES ** (Lines 14+41+47+49+57) **	292,850	30,580	0	0	0	0	30,580	0	0	0
61												
62	950	Contingency Reserve (5% of Line 60)										
63												
64		TOTAL APPROPRIATION (Line 60 + Line 62)	292,850	30,580								
65												
66		BUDGET SUMMARY										
67												
68		Beginning Fund Balance	392,355CR	279,075CR								
69		Revenues + Transfers In	179,570CR									
70		TOTAL REVENUE (68 + 69)	571,925CR	279,075CR								
71												
72		Total Appropriation	292,850	30,580								
73		Unappropriated Balance	279,075	248,495								
74		TOTAL APPROPRIATION (72+73)	571,925	279,075								

BUDGET SUMMARY

The total on line 70 must equal the total on line 74

**BUDGET
REVENUES**
July 1, 2021 - June 30, 2022

Line	Code	REVENUES Item	Prior Year Budget	Proposed Budget		Line	Code	REVENUES Item	Prior Year Budget	Proposed Budget	
				Line Amounts	Totals					Line Amounts	Totals
1	320000	Estimated Fund Balance		*****		40	429000	Other County			
2		as of July 1	0	*****	0	41	420000	TOTAL COUNTY **	0	*****	0
3	411100	Taxes-General M & O				42					
4	411200	Taxes-Supplemental				43	431100	Base Support Program			
5	411300	Taxes-Emergency				44	431200	Transportation Support			
6	411400	Taxes-Tort				45	431400	Except Child/SED Support			
7	411500	Taxes-Cooperative				46	431500	Border Tuition Support			
8	411600	Taxes-Tuition				47	431600	Tuition Equivalency			
9	411700	Taxes-Migrant				48	431800	Benefit Apportionment			
10	411900	Taxes-Other				49	431900	Other State Support			
11	412100	Taxes-Plant Facility				50	432100	Driver Education Prog.			
12	412500	Taxes-Bond & Interest				51	432400	Professional Technical Prog			
13		TOTAL TAXES **	0	*****	0	52	437000	Lottery/Additional State Maint			
14	413000	Penalty: Delinquent Taxes				53	438000	Rev in Lieu of/Ag Equip Tax			
15						54	439000	Other State Revenue			
16	414100	Tuition - Individuals				55					
17	414200	Tuition-Districts in Idaho				56	430000	TOTAL STATE **	0	*****	0
18	414300	Tuition-Out of State Districts				57					
19						58	442000	Indirect Unrestricted Fed.			
20	415000	Earnings on Investments				59	443000	Direct Restricted Fed.			
21						60	445100	Title I - ESEA			
22	416100	School Food Service				61	445200	Title VI, ESEA-Innovative Pr			
23	416200	Meal Sales: Non-Reimb.				62	445300	Perkins III-Voc Tech Act			
24	416900	Other Food Sales				63	445400	Adult Education			
25						64	445500	Child Nutrition Reimb.			
26	417100	Admissions/Activities				65	445600	Title VI-B			
27	417200	Bookstore Sales				66	445900	Other Indirect Fed. Prog.			
28	417300	Clubs, Org. Dues, Etc.				67	448200	Impact Aid - P.L. 874			
29	417400	School Fees & Charges				68	440000	TOTAL FEDERAL **	0	*****	0
30	417900	Other Student Revenues				69					
31						70	451000	Proceeds: Bonds,Capital Leases			
32	418100	Community Service				71	453000	Sale of Fixed Assets			
33						72	450000	TOTAL OTHER **	0	*****	0
34	419100	Rentals				73					
35	419200	Contributions/Donations				74		TOTAL REVENUES **	0	*****	0
36	419300	Transportaion Fees				75					
37	419900	Other Local				76	460000	TRANSFERS IN			
38		TOTAL OTHER LOCAL **	0	*****	0	77					
39	410000	TOTAL LOCAL ** (Line 13 + 38)	0	*****	0	78	400000	BAL.+ REVENUE + TRANS. (Lines 1 + 74 + 76)	0	*****	0

**BUDGET
EXPENDITURES**
July 1, 2021 - June 30, 2022

Line	Code	EXPENDITURES Functions/Programs	Prior Year Budget	Proposed Budget	100 Salaries	200 Benefits	300 Purchased Services	400 Supplies Materials	500 Capital Objects	600 Debt Retirement	700 Insurance- Judgment	800 Transfers
39	691	Other Support Services Prog.										
40												
41	600	TOTAL SUPPORT SERV.**	0	0	0	0	0	0	0	0	0	0
42												
43	710	Child Nutrition Program										
44	720	Community Services Program										
45	730	Enterprise Operations										
46	700	TOTAL NON-INSTRUCTION**	0	0	0	0	0	0	0	0	0	0
47												
48	810	Capital Assets-Student Occ										
49	811	Capital Assets-Non Student Occ										
50	800	TOTAL CAPITAL ASSETS PROG**	0	0	0	0	0	0	0	0	0	0
51												
52	911	Debt Services Prog.-Princ.										
53	912	Debt Services Prog.-Int.										
54	913	Debt Serv Prog-Refnded Debt										
55	920	Transfers Out										
56												
57	900	TOTAL OTHER SERVICES **	0	0	0	0	0	0	0	0	0	0
58												
59												
60		TOTAL EXPENDITURES ** (Lines 14+41+47+49+57) **	0	0	0	0	0	0	0	0	0	0
61												
62	950	Contingency Reserve (5% of Line 60)										
63												
64		TOTAL APPROPRIATION (Line 60 + Line 62)	0	0								
65												
66		BUDGET SUMMARY										
67												
68		Beginning Fund Balance										
69		Revenues + Transfers In										
70		TOTAL REVENUE (68 + 69)	0	0								
71												
72		Total Appropriation										
73		Unappropriated Balance										
74		TOTAL APPROPRIATION (72+73)	0	0								

BUDGET SUMMARY

The total on line 70 must equal the total on line 74

**BUDGET
REVENUES**
July 1, 2021 - June 30, 2022

Line	Code	REVENUES Item	Prior Year Budget	Proposed Budget		Line	Code	REVENUES Item	Prior Year Budget	Proposed Budget	
				Line Amounts	Totals					Line Amounts	Totals
1	320000	Estimated Fund Balance		*****		40	429000	Other County			
2		as of July 1	0	*****	0	41	420000	TOTAL COUNTY **	0	*****	0
3	411100	Taxes-General M & O				42					
4	411200	Taxes-Supplemental				43	431100	Base Support Program			
5	411300	Taxes-Emergency				44	431200	Transportation Support			
6	411400	Taxes-Tort				45	431400	Except Child/SED Support			
7	411500	Taxes-Cooperative				46	431500	Border Tuition Support			
8	411600	Taxes-Tuition				47	431600	Tuition Equivalency			
9	411700	Taxes-Migrant				48	431800	Benefit Apportionment			
10	411900	Taxes-Other				49	431900	Other State Support			
11	412100	Taxes-Plant Facility				50	432100	Driver Education Prog.			
12	412500	Taxes-Bond & Interest				51	432400	Professional Technical Prog			
13		TOTAL TAXES **	0	*****	0	52	437000	Lottery/Additional State Maint			
14	413000	Penalty: Delinquent Taxes				53	438000	Rev in Lieu of/Ag Equip Tax			
15						54	439000	Other State Revenue			
16	414100	Tuition - Individuals				55					
17	414200	Tuition-Districts in Idaho				56	430000	TOTAL STATE **	0	*****	0
18	414300	Tuition-Out of State Districts				57					
19						58	442000	Indirect Unrestricted Fed.			
20	415000	Earnings on Investments				59	443000	Direct Restricted Fed.			
21						60	445100	Title I - ESEA			
22	416100	School Food Service				61	445200	Title VI, ESEA-Innovative Pr			
23	416200	Meal Sales: Non-Reimb.				62	445300	Perkins III-Voc Tech Act			
24	416900	Other Food Sales				63	445400	Adult Education			
25						64	445500	Child Nutrition Reimb.			
26	417100	Admissions/Activities				65	445600	Title VI-B			
27	417200	Bookstore Sales				66	445900	Other Indirect Fed. Prog.			
28	417300	Clubs, Org. Dues, Etc.				67	448200	Impact Aid - P.L. 874			
29	417400	School Fees & Charges				68	440000	TOTAL FEDERAL **	0	*****	0
30	417900	Other Student Revenues				69					
31						70	451000	Proceeds: Bonds,Capital Leases			
32	418100	Community Service				71	453000	Sale of Fixed Assets			
33						72	450000	TOTAL OTHER **	0	*****	0
34	419100	Rentals				73					
35	419200	Contributions/Donations				74		TOTAL REVENUES **	0	*****	0
36	419300	Transportaion Fees				75					
37	419900	Other Local				76	460000	TRANSFERS IN			
38		TOTAL OTHER LOCAL **	0	*****	0	77					
39	410000	TOTAL LOCAL ** (Line 13 + 38)	0	*****	0	78	400000	BAL.+ REVENUE + TRANS. (Lines 1 + 74 + 76)	0	*****	0

**BUDGET
EXPENDITURES**
July 1, 2021 - June 30, 2022

Line	Code	EXPENDITURES Functions/Programs	Prior Year Budget	Proposed Budget	100 Salaries	200 Benefits	300 Purchased Services	400 Supplies Materials	500 Capital Objects	600 Debt Retirement	700 Insurance- Judgment	800 Transfers
39	691	Other Support Services Prog.										
40												
41	600	TOTAL SUPPORT SERV.**	0	0	0	0	0	0	0	0	0	0
42												
43	710	Child Nutrition Program										
44	720	Community Services Program										
45	730	Enterprise Operations										
46	700	TOTAL NON-INSTRUCTION**	0	0	0	0	0	0	0	0	0	0
47												
48	810	Capital Assets-Student Occ										
49	811	Capital Assets-Non Student Occ										
50	800	TOTAL CAPITAL ASSETS PROG**	0	0	0	0	0	0	0	0	0	0
51												
52	911	Debt Services Prog.-Princ.										
53	912	Debt Services Prog.-Int.										
54	913	Debt Serv Prog-Refnded Debt										
55	920	Transfers Out										
56												
57	900	TOTAL OTHER SERVICES **	0	0	0	0	0	0	0	0	0	0
58												
59												
60		TOTAL EXPENDITURES ** (Lines 14+41+47+49+57) **	0	0	0	0	0	0	0	0	0	0
61												
62	950	Contingency Reserve (5% of Line 60)										
63												
64		TOTAL APPROPRIATION (Line 60 + Line 62)	0	0								
65												
66		BUDGET SUMMARY										
67												
68		Beginning Fund Balance										
69		Revenues + Transfers In										
70		TOTAL REVENUE (68 + 69)	0	0								
71												
72		Total Appropriation										
73		Unappropriated Balance										
74		TOTAL APPROPRIATION (72+73)	0	0								

BUDGET SUMMARY

The total on line 70 must equal the total on line 74

**BUDGET
REVENUES**
July 1, 2021 - June 30, 2022

Line	Code	REVENUES Item	Prior Year Budget	Proposed Budget		Line	Code	REVENUES Item	Prior Year Budget	Proposed Budget	
				Line Amounts	Totals					Line Amounts	Totals
1	320000	Estimated Fund Balance		*****		40	429000	Other County			
2		as of July 1	0	*****	0	41	420000	TOTAL COUNTY **	0	*****	0
3	411100	Taxes-General M & O				42					
4	411200	Taxes-Supplemental				43	431100	Base Support Program			
5	411300	Taxes-Emergency				44	431200	Transportation Support			
6	411400	Taxes-Tort				45	431400	Except Child/SED Support			
7	411500	Taxes-Cooperative				46	431500	Border Tuition Support			
8	411600	Taxes-Tuition				47	431600	Tuition Equivalency			
9	411700	Taxes-Migrant				48	431800	Benefit Apportionment			
10	411900	Taxes-Other				49	431900	Other State Support			
11	412100	Taxes-Plant Facility				50	432100	Driver Education Prog.			
12	412500	Taxes-Bond & Interest				51	432400	Professional Technical Prog			
13		TOTAL TAXES **	0	*****	0	52	437000	Lottery/Additional State Maint			
14	413000	Penalty: Delinquent Taxes				53	438000	Rev in Lieu of/Ag Equip Tax			
15						54	439000	Other State Revenue			
16	414100	Tuition - Individuals				55					
17	414200	Tuition-Districts in Idaho				56	430000	TOTAL STATE **	0	*****	0
18	414300	Tuition-Out of State Districts				57					
19						58	442000	Indirect Unrestricted Fed.			
20	415000	Earnings on Investments				59	443000	Direct Restricted Fed.			
21						60	445100	Title I - ESEA			
22	416100	School Food Service				61	445200	Title VI, ESEA-Innovative Pr			
23	416200	Meal Sales: Non-Reimb.				62	445300	Perkins III-Voc Tech Act			
24	416900	Other Food Sales				63	445400	Adult Education			
25						64	445500	Child Nutrition Reimb.			
26	417100	Admissions/Activities				65	445600	Title VI-B			
27	417200	Bookstore Sales				66	445900	Other Indirect Fed. Prog.			
28	417300	Clubs, Org. Dues, Etc.				67	448200	Impact Aid - P.L. 874			
29	417400	School Fees & Charges				68	440000	TOTAL FEDERAL **	0	*****	0
30	417900	Other Student Revenues				69					
31						70	451000	Proceeds: Bonds,Capital Leases			
32	418100	Community Service				71	453000	Sale of Fixed Assets			
33						72	450000	TOTAL OTHER **	0	*****	0
34	419100	Rentals				73					
35	419200	Contributions/Donations				74		TOTAL REVENUES **	0	*****	0
36	419300	Transportaion Fees				75					
37	419900	Other Local				76	460000	TRANSFERS IN			
38		TOTAL OTHER LOCAL **	0	*****	0	77					
39	410000	TOTAL LOCAL ** (Line 13 + 38)	0	*****	0	78	400000	BAL.+ REVENUE + TRANS. (Lines 1 + 74 + 76)	0	*****	0

**BUDGET
EXPENDITURES**
July 1, 2021 - June 30, 2022

Line	Code	EXPENDITURES Functions/Programs	Prior Year Budget	Proposed Budget	100 Salaries	200 Benefits	300 Purchased Services	400 Supplies Materials	500 Capital Objects	600 Debt Retirement	700 Insurance- Judgment	800 Transfers
39	691	Other Support Services Prog.										
40												
41	600	TOTAL SUPPORT SERV.**	0	0	0	0	0	0	0	0	0	0
42												
43	710	Child Nutrition Program										
44	720	Community Services Program										
45	730	Enterprise Operations										
46	700	TOTAL NON-INSTRUCTION**	0	0	0	0	0	0	0	0	0	0
47												
48	810	Capital Assets-Student Occ										
49	811	Capital Assets-Non Student Occ										
50	800	TOTAL CAPITAL ASSETS PROG**	0	0	0	0	0	0	0	0	0	0
51												
52	911	Debt Services Prog.-Princ.										
53	912	Debt Services Prog.-Int.										
54	913	Debt Serv Prog-Refnded Debt										
55	920	Transfers Out										
56												
57	900	TOTAL OTHER SERVICES **	0	0	0	0	0	0	0	0	0	0
58												
59												
60		TOTAL EXPENDITURES ** (Lines 14+41+47+49+57) **	0	0	0	0	0	0	0	0	0	0
61												
62	950	Contingency Reserve (5% of Line 60)										
63												
64		TOTAL APPROPRIATION (Line 60 + Line 62)	0	0								
65												
66		BUDGET SUMMARY										
67												
68		Beginning Fund Balance										
69		Revenues + Transfers In										
70		TOTAL REVENUE (68 + 69)	0	0								
71												
72		Total Appropriation										
73		Unappropriated Balance										
74		TOTAL APPROPRIATION (72+73)	0	0								

BUDGET SUMMARY

The total on line 70 must equal the total on line 74

**BUDGET
REVENUES**
July 1, 2021 - June 30, 2022

Line	Code	REVENUES Item	Prior Year Budget	Proposed Budget		Line	Code	REVENUES Item	Prior Year Budget	Proposed Budget	
				Line Amounts	Totals					Line Amounts	Totals
1	320000	Estimated Fund Balance		*****		40	429000	Other County			
2		as of July 1	0	*****	0	41	420000	TOTAL COUNTY **	0	*****	0
3	411100	Taxes-General M & O				42					
4	411200	Taxes-Supplemental				43	431100	Base Support Program			
5	411300	Taxes-Emergency				44	431200	Transportation Support			
6	411400	Taxes-Tort				45	431400	Except Child/SED Support			
7	411500	Taxes-Cooperative				46	431500	Border Tuition Support			
8	411600	Taxes-Tuition				47	431600	Tuition Equivalency			
9	411700	Taxes-Migrant				48	431800	Benefit Apportionment			
10	411900	Taxes-Other				49	431900	Other State Support			
11	412100	Taxes-Plant Facility				50	432100	Driver Education Prog.			
12	412500	Taxes-Bond & Interest				51	432400	Professional Technical Prog			
13		TOTAL TAXES **	0	*****	0	52	437000	Lottery/Additional State Maint			
14	413000	Penalty: Delinquent Taxes				53	438000	Rev in Lieu of/Ag Equip Tax			
15						54	439000	Other State Revenue	130,580CR	126,293CR	
16	414100	Tuition - Individuals				55					
17	414200	Tuition-Districts in Idaho				56	430000	TOTAL STATE **	130,580CR	*****	126,293CR
18	414300	Tuition-Out of State Districts				57					
19						58	442000	Indirect Unrestricted Fed.			
20	415000	Earnings on Investments				59	443000	Direct Restricted Fed.			
21						60	445100	Title I - ESEA			
22	416100	School Food Service				61	445200	Title VI, ESEA-Innovative Pr			
23	416200	Meal Sales: Non-Reimb.				62	445300	Perkins III-Voc Tech Act			
24	416900	Other Food Sales				63	445400	Adult Education			
25						64	445500	Child Nutrition Reimb.			
26	417100	Admissions/Activities				65	445600	Title VI-B			
27	417200	Bookstore Sales				66	445900	Other Indirect Fed. Prog.			
28	417300	Clubs, Org. Dues, Etc.				67	448200	Impact Aid - P.L. 874			
29	417400	School Fees & Charges				68	440000	TOTAL FEDERAL **	0	*****	0
30	417900	Other Student Revenues				69					
31						70	451000	Proceeds: Bonds,Capital Leases			
32	418100	Community Service				71	453000	Sale of Fixed Assets			
33						72	450000	TOTAL OTHER **	0	*****	0
34	419100	Rentals				73					
35	419200	Contributions/Donations				74		TOTAL REVENUES **	130,580CR	*****	126,293CR
36	419300	Transportaion Fees				75					
37	419900	Other Local				76	460000	TRANSFERS IN			
38		TOTAL OTHER LOCAL **	0	*****	0	77					
39	410000	TOTAL LOCAL ** (Line 13 + 38)	0	*****	0	78	400000	BAL.+ REVENUE + TRANS. (Lines 1 + 74 + 76)	130,580CR	*****	126,293CR

**BUDGET
EXPENDITURES**
July 1, 2021 - June 30, 2022

Line	Code	EXPENDITURES Functions/Programs	Prior Year Budget	Proposed Budget	100 Salaries	200 Benefits	300 Purchased Services	400 Supplies Materials	500 Capital Objects	600 Debt Retirement	700 Insurance- Judgment	800 Transfers
39	691	Other Support Services Prog.										
40												
41	600	TOTAL SUPPORT SERV.**	130,580	126,293	14,365	0	65,000	46,928	0	0	0	0
42												
43	710	Child Nutrition Program										
44	720	Community Services Program										
45	730	Enterprise Operations										
46	700	TOTAL NON-INSTRUCTION**	0	0	0	0	0	0	0	0	0	0
47												
48	810	Capital Assets-Student Occ										
49	811	Capital Assets-Non Student Occ										
50	800	TOTAL CAPITAL ASSETS PROG**	0	0	0	0	0	0	0	0	0	0
51												
52	911	Debt Services Prog.-Princ.										
53	912	Debt Services Prog.-Int.										
54	913	Debt Serv Prog-Refnded Debt										
55	920	Transfers Out										
56												
57	900	TOTAL OTHER SERVICES **	0	0	0	0	0	0	0	0	0	0
58												
59												
60		TOTAL EXPENDITURES ** (Lines 14+41+47+49+57) **	130,580	126,293	14,365	0	65,000	46,928	0	0	0	0
61												
62	950	Contingency Reserve (5% of Line 60)										
63												
64		TOTAL APPROPRIATION (Line 60 + Line 62)	130,580	126,293								
65												
66		BUDGET SUMMARY										
67												
68		Beginning Fund Balance										
69		Revenues + Transfers In	130,580CR	126,293CR								
70		TOTAL REVENUE (68 + 69)	130,580CR	126,293CR								
71												
72		Total Appropriation	130,580	126,293								
73		Unappropriated Balance										
74		TOTAL APPROPRIATION (72+73)	130,580	126,293								

BUDGET SUMMARY

The total on line 70 must equal the total on line 74

**BUDGET
REVENUES**
July 1, 2021 - June 30, 2022

Line	Code	REVENUES Item	Prior Year Budget	Proposed Budget		Line	Code	REVENUES Item	Prior Year Budget	Proposed Budget	
				Line Amounts	Totals					Line Amounts	Totals
1	320000	Estimated Fund Balance	24,544CR	24,544CR		40	429000	Other County			
2		as of July 1	24,544CR	*****	24,544CR	41	420000	TOTAL COUNTY **	0	*****	0
3	411100	Taxes-General M & O				42					
4	411200	Taxes-Supplemental				43	431100	Base Support Program			
5	411300	Taxes-Emergency				44	431200	Transportation Support			
6	411400	Taxes-Tort				45	431400	Except Child/SED Support			
7	411500	Taxes-Cooperative				46	431500	Border Tuition Support			
8	411600	Taxes-Tuition				47	431600	Tuition Equivalency			
9	411700	Taxes-Migrant				48	431800	Benefit Apportionment			
10	411900	Taxes-Other				49	431900	Other State Support			
11	412100	Taxes-Plant Facility				50	432100	Driver Education Prog.			
12	412500	Taxes-Bond & Interest				51	432400	Professional Technical Prog			
13		TOTAL TAXES **	0	*****	0	52	437000	Lottery/Additional State Maint			
14	413000	Penalty: Delinquent Taxes				53	438000	Rev in Lieu of/Ag Equip Tax			
15						54	439000	Other State Revenue	16,774CR	16,749CR	
16	414100	Tuition - Individuals				55					
17	414200	Tuition-Districts in Idaho				56	430000	TOTAL STATE **	16,774CR	*****	16,749CR
18	414300	Tuition-Out of State Districts				57					
19						58	442000	Indirect Unrestricted Fed.			
20	415000	Earnings on Investments				59	443000	Direct Restricted Fed.			
21						60	445100	Title I - ESEA			
22	416100	School Food Service				61	445200	Title VI, ESEA-Innovative Pr			
23	416200	Meal Sales: Non-Reimb.				62	445300	Perkins III-Voc Tech Act			
24	416900	Other Food Sales				63	445400	Adult Education			
25						64	445500	Child Nutrition Reimb.			
26	417100	Admissions/Activities				65	445600	Title VI-B			
27	417200	Bookstore Sales				66	445900	Other Indirect Fed. Prog.			
28	417300	Clubs, Org. Dues, Etc.				67	448200	Impact Aid - P.L. 874			
29	417400	School Fees & Charges				68	440000	TOTAL FEDERAL **	0	*****	0
30	417900	Other Student Revenues				69					
31						70	451000	Proceeds: Bonds,Capital Leases			
32	418100	Community Service				71	453000	Sale of Fixed Assets			
33						72	450000	TOTAL OTHER **	0	*****	0
34	419100	Rentals				73					
35	419200	Contributions/Donations				74		TOTAL REVENUES **	16,774CR	*****	16,749CR
36	419300	Transportaion Fees				75					
37	419900	Other Local				76	460000	TRANSFERS IN			
38		TOTAL OTHER LOCAL **	0	*****	0	77					
39	410000	TOTAL LOCAL ** (Line 13 + 38)	0	*****	0	78	400000	BAL.+ REVENUE + TRANS. (Lines 1 + 74 + 76)	41,318CR	*****	41,293CR

**BUDGET
EXPENDITURES**
July 1, 2021 - June 30, 2022

Line	Code	EXPENDITURES Functions/Programs	Prior Year Budget	Proposed Budget	100 Salaries	200 Benefits	300 Purchased Services	400 Supplies Materials	500 Capital Objects	600 Debt Retirement	700 Insurance- Judgment	800 Transfers
39	691	Other Support Services Prog.										
40												
41	600	TOTAL SUPPORT SERV.**	16,774	16,749	0	0	0	0	16,749	0	0	0
42												
43	710	Child Nutrition Program										
44	720	Community Services Program										
45	730	Enterprise Operations										
46	700	TOTAL NON-INSTRUCTION**	0	0	0	0	0	0	0	0	0	0
47												
48	810	Capital Assets-Student Occ										
49	811	Capital Assets-Non Student Occ										
50	800	TOTAL CAPITAL ASSETS PROG**	0	0	0	0	0	0	0	0	0	0
51												
52	911	Debt Services Prog.-Princ.										
53	912	Debt Services Prog.-Int.										
54	913	Debt Serv Prog-Refnded Debt										
55	920	Transfers Out										
56												
57	900	TOTAL OTHER SERVICES **	0	0	0	0	0	0	0	0	0	0
58												
59												
60		TOTAL EXPENDITURES ** (Lines 14+41+47+49+57) **	16,774	16,749	0	0	0	0	16,749	0	0	0
61												
62	950	Contingency Reserve (5% of Line 60)										
63												
64		TOTAL APPROPRIATION (Line 60 + Line 62)	16,774	16,749								
65												
66		BUDGET SUMMARY										
67												
68		Beginning Fund Balance	24,544CR	24,544CR								
69		Revenues + Transfers In	16,774CR	16,749CR								
70		TOTAL REVENUE (68 + 69)	41,318CR	41,293CR								
71												
72		Total Appropriation	16,774	16,749								
73		Unappropriated Balance	24,544	24,544								
74		TOTAL APPROPRIATION (72+73)	41,318	41,293								

BUDGET SUMMARY

The total on line 70 must equal the total on line 74

**BUDGET
REVENUES**
July 1, 2021 - June 30, 2022

Line	Code	REVENUES Item	Prior Year Budget	Proposed Budget		Line	Code	REVENUES Item	Prior Year Budget	Proposed Budget	
				Line Amounts	Totals					Line Amounts	Totals
1	320000	Estimated Fund Balance		*****		40	429000	Other County			
2		as of July 1	0	*****	0	41	420000	TOTAL COUNTY **	0	*****	0
3	411100	Taxes-General M & O				42					
4	411200	Taxes-Supplemental				43	431100	Base Support Program			
5	411300	Taxes-Emergency				44	431200	Transportation Support			
6	411400	Taxes-Tort				45	431400	Except Child/SED Support			
7	411500	Taxes-Cooperative				46	431500	Border Tuition Support			
8	411600	Taxes-Tuition				47	431600	Tuition Equivalency			
9	411700	Taxes-Migrant				48	431800	Benefit Apportionment			
10	411900	Taxes-Other				49	431900	Other State Support			
11	412100	Taxes-Plant Facility				50	432100	Driver Education Prog.			
12	412500	Taxes-Bond & Interest				51	432400	Professional Technical Prog			
13		TOTAL TAXES **	0	*****	0	52	437000	Lottery/Additional State Maint			
14	413000	Penalty: Delinquent Taxes				53	438000	Rev in Lieu of/Ag Equip Tax			
15						54	439000	Other State Revenue			
16	414100	Tuition - Individuals				55					
17	414200	Tuition-Districts in Idaho				56	430000	TOTAL STATE **	0	*****	0
18	414300	Tuition-Out of State Districts				57					
19						58	442000	Indirect Unrestricted Fed.			
20	415000	Earnings on Investments				59	443000	Direct Restricted Fed.			
21						60	445100	Title I - ESEA			
22	416100	School Food Service				61	445200	Title VI, ESEA-Innovative Pr			
23	416200	Meal Sales: Non-Reimb.				62	445300	Perkins III-Voc Tech Act			
24	416900	Other Food Sales				63	445400	Adult Education			
25						64	445500	Child Nutrition Reimb.			
26	417100	Admissions/Activities				65	445600	Title VI-B			
27	417200	Bookstore Sales				66	445900	Other Indirect Fed. Prog.			
28	417300	Clubs, Org. Dues, Etc.				67	448200	Impact Aid - P.L. 874			
29	417400	School Fees & Charges				68	440000	TOTAL FEDERAL **	0	*****	0
30	417900	Other Student Revenues				69					
31						70	451000	Proceeds: Bonds,Capital Leases			
32	418100	Community Service				71	453000	Sale of Fixed Assets			
33						72	450000	TOTAL OTHER **	0	*****	0
34	419100	Rentals				73					
35	419200	Contributions/Donations				74		TOTAL REVENUES **	0	*****	0
36	419300	Transportaion Fees				75					
37	419900	Other Local				76	460000	TRANSFERS IN			
38		TOTAL OTHER LOCAL **	0	*****	0	77					
39	410000	TOTAL LOCAL ** (Line 13 + 38)	0	*****	0	78	400000	BAL.+ REVENUE + TRANS. (Lines 1 + 74 + 76)	0	*****	0

**BUDGET
EXPENDITURES**
July 1, 2021 - June 30, 2022

Line	Code	EXPENDITURES Functions/Programs	Prior Year Budget	Proposed Budget	100 Salaries	200 Benefits	300 Purchased Services	400 Supplies Materials	500 Capital Objects	600 Debt Retirement	700 Insurance- Judgment	800 Transfers
39	691	Other Support Services Prog.										
40												
41	600	TOTAL SUPPORT SERV.**	0	0	0	0	0	0	0	0	0	0
42												
43	710	Child Nutrition Program										
44	720	Community Services Program										
45	730	Enterprise Operations										
46	700	TOTAL NON-INSTRUCTION**	0	0	0	0	0	0	0	0	0	0
47												
48	810	Capital Assets-Student Occ										
49	811	Capital Assets-Non Student Occ										
50	800	TOTAL CAPITAL ASSETS PROG**	0	0	0	0	0	0	0	0	0	0
51												
52	911	Debt Services Prog.-Princ.										
53	912	Debt Services Prog.-Int.										
54	913	Debt Serv Prog-Refnded Debt										
55	920	Transfers Out										
56												
57	900	TOTAL OTHER SERVICES **	0	0	0	0	0	0	0	0	0	0
58												
59												
60		TOTAL EXPENDITURES ** (Lines 14+41+47+49+57) **	0	0	0	0	0	0	0	0	0	0
61												
62	950	Contingency Reserve (5% of Line 60)										
63												
64		TOTAL APPROPRIATION (Line 60 + Line 62)	0	0								
65												
66		BUDGET SUMMARY										
67												
68		Beginning Fund Balance										
69		Revenues + Transfers In										
70		TOTAL REVENUE (68 + 69)	0	0								
71												
72		Total Appropriation										
73		Unappropriated Balance										
74		TOTAL APPROPRIATION (72+73)	0	0								

BUDGET SUMMARY

The total on line 70 must equal the total on line 74

**BUDGET
REVENUES**
July 1, 2021 - June 30, 2022

Line	Code	REVENUES Item	Prior Year Budget	Proposed Budget		Line	Code	REVENUES Item	Prior Year Budget	Proposed Budget	
				Line Amounts	Totals					Line Amounts	Totals
1	320000	Estimated Fund Balance		*****		40	429000	Other County			
2		as of July 1	0	*****	0	41	420000	TOTAL COUNTY **	0	*****	0
3	411100	Taxes-General M & O				42					
4	411200	Taxes-Supplemental				43	431100	Base Support Program			
5	411300	Taxes-Emergency				44	431200	Transportation Support			
6	411400	Taxes-Tort				45	431400	Except Child/SED Support			
7	411500	Taxes-Cooperative				46	431500	Border Tuition Support			
8	411600	Taxes-Tuition				47	431600	Tuition Equivalency			
9	411700	Taxes-Migrant				48	431800	Benefit Apportionment			
10	411900	Taxes-Other				49	431900	Other State Support			
11	412100	Taxes-Plant Facility				50	432100	Driver Education Prog.			
12	412500	Taxes-Bond & Interest				51	432400	Professional Technical Prog			
13		TOTAL TAXES **	0	*****	0	52	437000	Lottery/Additional State Maint			
14	413000	Penalty: Delinquent Taxes				53	438000	Rev in Lieu of/Ag Equip Tax			
15						54	439000	Other State Revenue			
16	414100	Tuition - Individuals				55					
17	414200	Tuition-Districts in Idaho				56	430000	TOTAL STATE **	0	*****	0
18	414300	Tuition-Out of State Districts				57					
19						58	442000	Indirect Unrestricted Fed.			
20	415000	Earnings on Investments				59	443000	Direct Restricted Fed.			
21						60	445100	Title I - ESEA	132,155CR	98,567CR	
22	416100	School Food Service				61	445200	Title VI, ESEA-Innovative Pr			
23	416200	Meal Sales: Non-Reimb.				62	445300	Perkins III-Voc Tech Act			
24	416900	Other Food Sales				63	445400	Adult Education			
25						64	445500	Child Nutrition Reimb.			
26	417100	Admissions/Activities				65	445600	Title VI-B			
27	417200	Bookstore Sales				66	445900	Other Indirect Fed. Prog.			
28	417300	Clubs, Org. Dues, Etc.				67	448200	Impact Aid - P.L. 874			
29	417400	School Fees & Charges				68	440000	TOTAL FEDERAL **	132,155CR	*****	98,567CR
30	417900	Other Student Revenues				69					
31						70	451000	Proceeds: Bonds,Capital Leases			
32	418100	Community Service				71	453000	Sale of Fixed Assets			
33						72	450000	TOTAL OTHER **	0	*****	0
34	419100	Rentals				73					
35	419200	Contributions/Donations				74		TOTAL REVENUES **	132,155CR	*****	98,567CR
36	419300	Transportaion Fees				75					
37	419900	Other Local				76	460000	TRANSFERS IN			
38		TOTAL OTHER LOCAL **	0	*****	0	77					
39	410000	TOTAL LOCAL ** (Line 13 + 38)	0	*****	0	78	400000	BAL.+ REVENUE + TRANS. (Lines 1 + 74 + 76)	132,155CR	*****	98,567CR

**BUDGET
EXPENDITURES**
July 1, 2021 - June 30, 2022

Line	Code	EXPENDITURES Functions/Programs	Prior Year Budget	Proposed Budget	100 Salaries	200 Benefits	300 Purchased Services	400 Supplies Materials	500 Capital Objects	600 Debt Retirement	700 Insurance- Judgment	800 Transfers
39	691	Other Support Services Prog.										
40												
41	600	TOTAL SUPPORT SERV.**	0	0	0	0	0	0	0	0	0	0
42												
43	710	Child Nutrition Program										
44	720	Community Services Program										
45	730	Enterprise Operations										
46	700	TOTAL NON-INSTRUCTION**	0	0	0	0	0	0	0	0	0	0
47												
48	810	Capital Assets-Student Occ										
49	811	Capital Assets-Non Student Occ										
50	800	TOTAL CAPITAL ASSETS PROG**	0	0	0	0	0	0	0	0	0	0
51												
52	911	Debt Services Prog.-Princ.										
53	912	Debt Services Prog.-Int.										
54	913	Debt Serv Prog-Refnded Debt										
55	920	Transfers Out										
56												
57	900	TOTAL OTHER SERVICES **	0	0	0	0	0	0	0	0	0	0
58												
59												
60		TOTAL EXPENDITURES ** (Lines 14+41+47+49+57) **	132,155	98,567	61,666	36,901	0	0	0	0	0	0
61												
62	950	Contingency Reserve (5% of Line 60)										
63												
64		TOTAL APPROPRIATION (Line 60 + Line 62)	132,155	98,567								
65												
66		BUDGET SUMMARY										
67												
68		Beginning Fund Balance										
69		Revenues + Transfers In	132,155CR	98,567CR								
70		TOTAL REVENUE (68 + 69)	132,155CR	98,567CR								
71												
72		Total Appropriation	132,155	98,567								
73		Unappropriated Balance										
74		TOTAL APPROPRIATION (72+73)	132,155	98,567								

BUDGET SUMMARY

The total on line 70 must equal the total on line 74

**BUDGET
REVENUES**
July 1, 2021 - June 30, 2022

Line	Code	REVENUES Item	Prior Year Budget	Proposed Budget		Line	Code	REVENUES Item	Prior Year Budget	Proposed Budget	
				Line Amounts	Totals					Line Amounts	Totals
1	320000	Estimated Fund Balance		82,415CR		40	429000	Other County			
2		as of July 1	0	*****	82,415CR	41	420000	TOTAL COUNTY **	0	*****	0
3	411100	Taxes-General M & O				42					
4	411200	Taxes-Supplemental				43	431100	Base Support Program			
5	411300	Taxes-Emergency				44	431200	Transportation Support			
6	411400	Taxes-Tort				45	431400	Except Child/SED Support			
7	411500	Taxes-Cooperative				46	431500	Border Tuition Support			
8	411600	Taxes-Tuition				47	431600	Tuition Equivalency			
9	411700	Taxes-Migrant				48	431800	Benefit Apportionment			
10	411900	Taxes-Other				49	431900	Other State Support			
11	412100	Taxes-Plant Facility				50	432100	Driver Education Prog.			
12	412500	Taxes-Bond & Interest				51	432400	Professional Technical Prog			
13		TOTAL TAXES **	0	*****	0	52	437000	Lottery/Additional State Maint			
14	413000	Penalty: Delinquent Taxes				53	438000	Rev in Lieu of/Ag Equip Tax			
15						54	439000	Other State Revenue			
16	414100	Tuition - Individuals				55					
17	414200	Tuition-Districts in Idaho				56	430000	TOTAL STATE **	0	*****	0
18	414300	Tuition-Out of State Districts				57					
19						58	442000	Indirect Unrestricted Fed.			
20	415000	Earnings on Investments				59	443000	Direct Restricted Fed.			
21						60	445100	Title I - ESEA			
22	416100	School Food Service				61	445200	Title VI, ESEA-Innovative Pr			
23	416200	Meal Sales: Non-Reimb.				62	445300	Perkins III-Voc Tech Act			
24	416900	Other Food Sales				63	445400	Adult Education			
25						64	445500	Child Nutrition Reimb.			
26	417100	Admissions/Activities				65	445600	Title VI-B			
27	417200	Bookstore Sales				66	445900	Other Indirect Fed. Prog.	82,415CR	17,154CR	
28	417300	Clubs, Org. Dues, Etc.				67	448200	Impact Aid - P.L. 874			
29	417400	School Fees & Charges				68	440000	TOTAL FEDERAL **	82,415CR	*****	17,154CR
30	417900	Other Student Revenues				69					
31						70	451000	Proceeds: Bonds,Capital Leases			
32	418100	Community Service				71	453000	Sale of Fixed Assets			
33						72	450000	TOTAL OTHER **	0	*****	0
34	419100	Rentals				73					
35	419200	Contributions/Donations				74		TOTAL REVENUES **	82,415CR	*****	17,154CR
36	419300	Transportaion Fees				75					
37	419900	Other Local				76	460000	TRANSFERS IN			
38		TOTAL OTHER LOCAL **	0	*****	0	77					
39	410000	TOTAL LOCAL ** (Line 13 + 38)	0	*****	0	78	400000	BAL.+ REVENUE + TRANS. (Lines 1 + 74 + 76)	82,415CR	*****	99,569CR

**BUDGET
EXPENDITURES**
July 1, 2021 - June 30, 2022

Line	Code	EXPENDITURES Functions/Programs	Prior Year Budget	Proposed Budget	100 Salaries	200 Benefits	300 Purchased Services	400 Supplies Materials	500 Capital Objects	600 Debt Retirement	700 Insurance- Judgment	800 Transfers
39	691	Other Support Services Prog.										
40												
41	600	TOTAL SUPPORT SERV.**	0	16,567	0	0	0	16,567	0	0	0	0
42												
43	710	Child Nutrition Program										
44	720	Community Services Program										
45	730	Enterprise Operations										
46	700	TOTAL NON-INSTRUCTION**	0	0	0	0	0	0	0	0	0	0
47												
48	810	Capital Assets-Student Occ										
49	811	Capital Assets-Non Student Occ										
50	800	TOTAL CAPITAL ASSETS PROG**	0	0	0	0	0	0	0	0	0	0
51												
52	911	Debt Services Prog.-Princ.										
53	912	Debt Services Prog.-Int.										
54	913	Debt Serv Prog-Refnded Debt										
55	920	Transfers Out										
56												
57	900	TOTAL OTHER SERVICES **	0	0	0	0	0	0	0	0	0	0
58												
59												
60		TOTAL EXPENDITURES ** (Lines 14+41+47+49+57) **	0	17,154	0	0	0	17,154	0	0	0	0
61												
62	950	Contingency Reserve (5% of Line 60)										
63												
64		TOTAL APPROPRIATION (Line 60 + Line 62)	0	17,154								
65												
66		BUDGET SUMMARY										
67												
68		Beginning Fund Balance		82,415CR								
69		Revenues + Transfers In	82,415CR	17,154CR								
70		TOTAL REVENUE (68 + 69)	82,415CR	99,569CR								
71												
72		Total Appropriation		17,154								
73		Unappropriated Balance	82,415	82,415								
74		TOTAL APPROPRIATION (72+73)	82,415	99,569								

BUDGET SUMMARY

The total on line 70 must equal the total on line 74

**BUDGET
REVENUES**
July 1, 2021 - June 30, 2022

Line	Code	REVENUES Item	Prior Year Budget	Proposed Budget		Line	Code	REVENUES Item	Prior Year Budget	Proposed Budget	
				Line Amounts	Totals					Line Amounts	Totals
1	320000	Estimated Fund Balance		*****		40	429000	Other County			
2		as of July 1	0	*****	0	41	420000	TOTAL COUNTY **	0	*****	0
3	411100	Taxes-General M & O				42					
4	411200	Taxes-Supplemental				43	431100	Base Support Program			
5	411300	Taxes-Emergency				44	431200	Transportation Support			
6	411400	Taxes-Tort				45	431400	Except Child/SED Support			
7	411500	Taxes-Cooperative				46	431500	Border Tuition Support			
8	411600	Taxes-Tuition				47	431600	Tuition Equivalency			
9	411700	Taxes-Migrant				48	431800	Benefit Apportionment			
10	411900	Taxes-Other				49	431900	Other State Support			
11	412100	Taxes-Plant Facility				50	432100	Driver Education Prog.			
12	412500	Taxes-Bond & Interest				51	432400	Professional Technical Prog			
13		TOTAL TAXES **	0	*****	0	52	437000	Lottery/Additional State Maint			
14	413000	Penalty: Delinquent Taxes				53	438000	Rev in Lieu of/Ag Equip Tax			
15						54	439000	Other State Revenue			
16	414100	Tuition - Individuals				55					
17	414200	Tuition-Districts in Idaho				56	430000	TOTAL STATE **	0	*****	0
18	414300	Tuition-Out of State Districts				57					
19						58	442000	Indirect Unrestricted Fed.			
20	415000	Earnings on Investments				59	443000	Direct Restricted Fed.			
21						60	445100	Title I - ESEA			
22	416100	School Food Service				61	445200	Title VI, ESEA-Innovative Pr			
23	416200	Meal Sales: Non-Reimb.				62	445300	Perkins III-Voc Tech Act			
24	416900	Other Food Sales				63	445400	Adult Education			
25						64	445500	Child Nutrition Reimb.			
26	417100	Admissions/Activities				65	445600	Title VI-B			
27	417200	Bookstore Sales				66	445900	Other Indirect Fed. Prog.		496,606CR	
28	417300	Clubs, Org. Dues, Etc.				67	448200	Impact Aid - P.L. 874			
29	417400	School Fees & Charges				68	440000	TOTAL FEDERAL **	0	*****	496,606CR
30	417900	Other Student Revenues				69					
31						70	451000	Proceeds: Bonds,Capital Leases			
32	418100	Community Service				71	453000	Sale of Fixed Assets			
33						72	450000	TOTAL OTHER **	0	*****	0
34	419100	Rentals				73					
35	419200	Contributions/Donations				74		TOTAL REVENUES **	0	*****	496,606CR
36	419300	Transportaion Fees				75					
37	419900	Other Local				76	460000	TRANSFERS IN			
38		TOTAL OTHER LOCAL **	0	*****	0	77					
39	410000	TOTAL LOCAL ** (Line 13 + 38)	0	*****	0	78	400000	BAL.+ REVENUE + TRANS. (Lines 1 + 74 + 76)	0	*****	496,606CR

**BUDGET
EXPENDITURES**
July 1, 2021 - June 30, 2022

Line	Code	EXPENDITURES Functions/Programs	Prior Year Budget	Proposed Budget	100 Salaries	200 Benefits	300 Purchased Services	400 Supplies Materials	500 Capital Objects	600 Debt Retirement	700 Insurance- Judgment	800 Transfers
39	691	Other Support Services Prog.										
40												
41	600	TOTAL SUPPORT SERV.**	0	0	0	0	0	0	0	0	0	0
42												
43	710	Child Nutrition Program										
44	720	Community Services Program										
45	730	Enterprise Operations										
46	700	TOTAL NON-INSTRUCTION**	0	0	0	0	0	0	0	0	0	0
47												
48	810	Capital Assets-Student Occ										
49	811	Capital Assets-Non Student Occ										
50	800	TOTAL CAPITAL ASSETS PROG**	0	0	0	0	0	0	0	0	0	0
51												
52	911	Debt Services Prog.-Princ.										
53	912	Debt Services Prog.-Int.										
54	913	Debt Serv Prog-Refnded Debt										
55	920	Transfers Out										
56												
57	900	TOTAL OTHER SERVICES **	0	0	0	0	0	0	0	0	0	0
58												
59												
60		TOTAL EXPENDITURES ** (Lines 14+41+47+49+57) **	0	496,606	83,000	163,245	0	250,361	0	0	0	0
61												
62	950	Contingency Reserve (5% of Line 60)										
63												
64		TOTAL APPROPRIATION (Line 60 + Line 62)	0	496,606								
65												
66		BUDGET SUMMARY										
67												
68		Beginning Fund Balance										
69		Revenues + Transfers In		496,606CR								
70		TOTAL REVENUE (68 + 69)	0	496,606CR								
71												
72		Total Appropriation		496,606								
73		Unappropriated Balance										
74		TOTAL APPROPRIATION (72+73)	0	496,606								

BUDGET SUMMARY

The total on line 70 must equal the total on line 74

**BUDGET
REVENUES**
July 1, 2021 - June 30, 2022

Line	Code	REVENUES Item	Prior Year Budget	Proposed Budget		Line	Code	REVENUES Item	Prior Year Budget	Proposed Budget	
				Line Amounts	Totals					Line Amounts	Totals
1	320000	Estimated Fund Balance		*****		40	429000	Other County			
2		as of July 1	0	*****	0	41	420000	TOTAL COUNTY **	0	*****	0
3	411100	Taxes-General M & O				42					
4	411200	Taxes-Supplemental				43	431100	Base Support Program			
5	411300	Taxes-Emergency				44	431200	Transportation Support			
6	411400	Taxes-Tort				45	431400	Except Child/SED Support			
7	411500	Taxes-Cooperative				46	431500	Border Tuition Support			
8	411600	Taxes-Tuition				47	431600	Tuition Equivalency			
9	411700	Taxes-Migrant				48	431800	Benefit Apportionment			
10	411900	Taxes-Other				49	431900	Other State Support			
11	412100	Taxes-Plant Facility				50	432100	Driver Education Prog.			
12	412500	Taxes-Bond & Interest				51	432400	Professional Technical Prog			
13		TOTAL TAXES **	0	*****	0	52	437000	Lottery/Additional State Maint			
14	413000	Penalty: Delinquent Taxes				53	438000	Rev in Lieu of/Ag Equip Tax			
15						54	439000	Other State Revenue			
16	414100	Tuition - Individuals				55					
17	414200	Tuition-Districts in Idaho				56	430000	TOTAL STATE **	0	*****	0
18	414300	Tuition-Out of State Districts				57					
19						58	442000	Indirect Unrestricted Fed.			
20	415000	Earnings on Investments				59	443000	Direct Restricted Fed.			
21						60	445100	Title I - ESEA			
22	416100	School Food Service				61	445200	Title VI, ESEA-Innovative Pr			
23	416200	Meal Sales: Non-Reimb.				62	445300	Perkins III-Voc Tech Act			
24	416900	Other Food Sales				63	445400	Adult Education			
25						64	445500	Child Nutrition Reimb.			
26	417100	Admissions/Activities				65	445600	Title VI-B	95,741CR	160,871CR	
27	417200	Bookstore Sales				66	445900	Other Indirect Fed. Prog.			
28	417300	Clubs, Org. Dues, Etc.				67	448200	Impact Aid - P.L. 874			
29	417400	School Fees & Charges				68	440000	TOTAL FEDERAL **	95,741CR	*****	160,871CR
30	417900	Other Student Revenues				69					
31						70	451000	Proceeds: Bonds,Capital Leases			
32	418100	Community Service				71	453000	Sale of Fixed Assets			
33						72	450000	TOTAL OTHER **	0	*****	0
34	419100	Rentals				73					
35	419200	Contributions/Donations				74		TOTAL REVENUES **	95,741CR	*****	160,871CR
36	419300	Transportaion Fees				75					
37	419900	Other Local				76	460000	TRANSFERS IN			
38		TOTAL OTHER LOCAL **	0	*****	0	77					
39	410000	TOTAL LOCAL ** (Line 13 + 38)	0	*****	0	78	400000	BAL.+ REVENUE + TRANS. (Lines 1 + 74 + 76)	95,741CR	*****	160,871CR

**BUDGET
EXPENDITURES**
July 1, 2021 - June 30, 2022

Line	Code	EXPENDITURES Functions/Programs	Prior Year Budget	Proposed Budget	100 Salaries	200 Benefits	300 Purchased Services	400 Supplies Materials	500 Capital Objects	600 Debt Retirement	700 Insurance- Judgment	800 Transfers
39	691	Other Support Services Prog.										
40												
41	600	TOTAL SUPPORT SERV.**	0	0	0	0	0	0	0	0	0	0
42												
43	710	Child Nutrition Program										
44	720	Community Services Program										
45	730	Enterprise Operations										
46	700	TOTAL NON-INSTRUCTION**	0	0	0	0	0	0	0	0	0	0
47												
48	810	Capital Assets-Student Occ										
49	811	Capital Assets-Non Student Occ										
50	800	TOTAL CAPITAL ASSETS PROG**	0	0	0	0	0	0	0	0	0	0
51												
52	911	Debt Services Prog.-Princ.										
53	912	Debt Services Prog.-Int.										
54	913	Debt Serv Prog-Refnded Debt										
55	920	Transfers Out										
56												
57	900	TOTAL OTHER SERVICES **	0	0	0	0	0	0	0	0	0	0
58												
59												
60		TOTAL EXPENDITURES ** (Lines 14+41+47+49+57) **	95,741	160,871	79,078	40,409	41,384	0	0	0	0	0
61												
62	950	Contingency Reserve (5% of Line 60)										
63												
64		TOTAL APPROPRIATION (Line 60 + Line 62)	95,741	160,871								
65												
66		BUDGET SUMMARY										
67												
68		Beginning Fund Balance										
69		Revenues + Transfers In	95,741CR	160,871CR								
70		TOTAL REVENUE (68 + 69)	95,741CR	160,871CR								
71												
72		Total Appropriation	95,741	160,871								
73		Unappropriated Balance										
74		TOTAL APPROPRIATION (72+73)	95,741	160,871								

BUDGET SUMMARY

The total on line 70 must equal the total on line 74

**BUDGET
REVENUES**
July 1, 2021 - June 30, 2022

Line	Code	REVENUES Item	Prior Year Budget	Proposed Budget		Line	Code	REVENUES Item	Prior Year Budget	Proposed Budget	
				Line Amounts	Totals					Line Amounts	Totals
1	320000	Estimated Fund Balance		*****		40	429000	Other County			
2		as of July 1	0	*****	0	41	420000	TOTAL COUNTY **	0	*****	0
3	411100	Taxes-General M & O				42					
4	411200	Taxes-Supplemental				43	431100	Base Support Program			
5	411300	Taxes-Emergency				44	431200	Transportation Support			
6	411400	Taxes-Tort				45	431400	Except Child/SED Support			
7	411500	Taxes-Cooperative				46	431500	Border Tuition Support			
8	411600	Taxes-Tuition				47	431600	Tuition Equivalency			
9	411700	Taxes-Migrant				48	431800	Benefit Apportionment			
10	411900	Taxes-Other				49	431900	Other State Support			
11	412100	Taxes-Plant Facility				50	432100	Driver Education Prog.			
12	412500	Taxes-Bond & Interest				51	432400	Professional Technical Prog			
13		TOTAL TAXES **	0	*****	0	52	437000	Lottery/Additional State Maint			
14	413000	Penalty: Delinquent Taxes				53	438000	Rev in Lieu of/Ag Equip Tax			
15						54	439000	Other State Revenue			
16	414100	Tuition - Individuals				55					
17	414200	Tuition-Districts in Idaho				56	430000	TOTAL STATE **	0	*****	0
18	414300	Tuition-Out of State Districts				57					
19						58	442000	Indirect Unrestricted Fed.			
20	415000	Earnings on Investments				59	443000	Direct Restricted Fed.			
21						60	445100	Title I - ESEA			
22	416100	School Food Service				61	445200	Title VI, ESEA-Innovative Pr			
23	416200	Meal Sales: Non-Reimb.				62	445300	Perkins III-Voc Tech Act			
24	416900	Other Food Sales				63	445400	Adult Education			
25						64	445500	Child Nutrition Reimb.			
26	417100	Admissions/Activities				65	445600	Title VI-B		2,738CR	
27	417200	Bookstore Sales				66	445900	Other Indirect Fed. Prog.			
28	417300	Clubs, Org. Dues, Etc.				67	448200	Impact Aid - P.L. 874			
29	417400	School Fees & Charges				68	440000	TOTAL FEDERAL **	0	*****	2,738CR
30	417900	Other Student Revenues				69					
31						70	451000	Proceeds: Bonds,Capital Leases			
32	418100	Community Service				71	453000	Sale of Fixed Assets			
33						72	450000	TOTAL OTHER **	0	*****	0
34	419100	Rentals				73					
35	419200	Contributions/Donations				74		TOTAL REVENUES **	0	*****	2,738CR
36	419300	Transportaion Fees				75					
37	419900	Other Local				76	460000	TRANSFERS IN			
38		TOTAL OTHER LOCAL **	0	*****	0	77					
39	410000	TOTAL LOCAL ** (Line 13 + 38)	0	*****	0	78	400000	BAL.+ REVENUE + TRANS. (Lines 1 + 74 + 76)	0	*****	2,738CR

**BUDGET
EXPENDITURES**
July 1, 2021 - June 30, 2022

Line	Code	EXPENDITURES Functions/Programs	Prior Year Budget	Proposed Budget	100 Salaries	200 Benefits	300 Purchased Services	400 Supplies Materials	500 Capital Objects	600 Debt Retirement	700 Insurance- Judgment	800 Transfers
39	691	Other Support Services Prog.										
40												
41	600	TOTAL SUPPORT SERV.**	0	0	0	0	0	0	0	0	0	0
42												
43	710	Child Nutrition Program										
44	720	Community Services Program										
45	730	Enterprise Operations										
46	700	TOTAL NON-INSTRUCTION**	0	0	0	0	0	0	0	0	0	0
47												
48	810	Capital Assets-Student Occ										
49	811	Capital Assets-Non Student Occ										
50	800	TOTAL CAPITAL ASSETS PROG**	0	0	0	0	0	0	0	0	0	0
51												
52	911	Debt Services Prog.-Princ.										
53	912	Debt Services Prog.-Int.										
54	913	Debt Serv Prog-Refnded Debt										
55	920	Transfers Out										
56												
57	900	TOTAL OTHER SERVICES **	0	0	0	0	0	0	0	0	0	0
58												
59												
60		TOTAL EXPENDITURES ** (Lines 14+41+47+49+57) **	0	2,738	0	0	2,738	0	0	0	0	0
61												
62	950	Contingency Reserve (5% of Line 60)										
63												
64		TOTAL APPROPRIATION (Line 60 + Line 62)	0	2,738								
65												
66		BUDGET SUMMARY										
67												
68		Beginning Fund Balance										
69		Revenues + Transfers In		2,738CR								
70		TOTAL REVENUE (68 + 69)	0	2,738CR								
71												
72		Total Appropriation		2,738								
73		Unappropriated Balance										
74		TOTAL APPROPRIATION (72+73)	0	2,738								

BUDGET SUMMARY

The total on line 70 must equal the total on line 74

**BUDGET
REVENUES**
July 1, 2021 - June 30, 2022

Line	Code	REVENUES Item	Prior Year Budget	Proposed Budget		Line	Code	REVENUES Item	Prior Year Budget	Proposed Budget	
				Line Amounts	Totals					Line Amounts	Totals
1	320000	Estimated Fund Balance		*****		40	429000	Other County			
2		as of July 1	0	*****	0	41	420000	TOTAL COUNTY **	0	*****	0
3	411100	Taxes-General M & O				42					
4	411200	Taxes-Supplemental				43	431100	Base Support Program			
5	411300	Taxes-Emergency				44	431200	Transportation Support			
6	411400	Taxes-Tort				45	431400	Except Child/SED Support			
7	411500	Taxes-Cooperative				46	431500	Border Tuition Support			
8	411600	Taxes-Tuition				47	431600	Tuition Equivalency			
9	411700	Taxes-Migrant				48	431800	Benefit Apportionment			
10	411900	Taxes-Other				49	431900	Other State Support			
11	412100	Taxes-Plant Facility				50	432100	Driver Education Prog.			
12	412500	Taxes-Bond & Interest				51	432400	Professional Technical Prog			
13		TOTAL TAXES **	0	*****	0	52	437000	Lottery/Additional State Maint			
14	413000	Penalty: Delinquent Taxes				53	438000	Rev in Lieu of/Ag Equip Tax			
15						54	439000	Other State Revenue			
16	414100	Tuition - Individuals				55					
17	414200	Tuition-Districts in Idaho				56	430000	TOTAL STATE **	0	*****	0
18	414300	Tuition-Out of State Districts				57					
19						58	442000	Indirect Unrestricted Fed.			
20	415000	Earnings on Investments				59	443000	Direct Restricted Fed.			
21						60	445100	Title I - ESEA			
22	416100	School Food Service				61	445200	Title VI, ESEA-Innovative Pr			
23	416200	Meal Sales: Non-Reimb.				62	445300	Perkins III-Voc Tech Act			
24	416900	Other Food Sales				63	445400	Adult Education			
25						64	445500	Child Nutrition Reimb.			
26	417100	Admissions/Activities				65	445600	Title VI-B		54,542CR	
27	417200	Bookstore Sales				66	445900	Other Indirect Fed. Prog.			
28	417300	Clubs, Org. Dues, Etc.				67	448200	Impact Aid - P.L. 874			
29	417400	School Fees & Charges				68	440000	TOTAL FEDERAL **	0	*****	54,542CR
30	417900	Other Student Revenues				69					
31						70	451000	Proceeds: Bonds,Capital Leases			
32	418100	Community Service				71	453000	Sale of Fixed Assets			
33						72	450000	TOTAL OTHER **	0	*****	0
34	419100	Rentals				73					
35	419200	Contributions/Donations				74		TOTAL REVENUES **	0	*****	54,542CR
36	419300	Transportaion Fees				75					
37	419900	Other Local				76	460000	TRANSFERS IN			
38		TOTAL OTHER LOCAL **	0	*****	0	77					
39	410000	TOTAL LOCAL ** (Line 13 + 38)	0	*****	0	78	400000	BAL.+ REVENUE + TRANS. (Lines 1 + 74 + 76)	0	*****	54,542CR

**BUDGET
EXPENDITURES**
July 1, 2021 - June 30, 2022

Line	Code	EXPENDITURES Functions/Programs	Prior Year Budget	Proposed Budget	100 Salaries	200 Benefits	300 Purchased Services	400 Supplies Materials	500 Capital Objects	600 Debt Retirement	700 Insurance- Judgment	800 Transfers
39	691	Other Support Services Prog.										
40												
41	600	TOTAL SUPPORT SERV.**	0	0	0	0	0	0	0	0	0	0
42												
43	710	Child Nutrition Program										
44	720	Community Services Program										
45	730	Enterprise Operations										
46	700	TOTAL NON-INSTRUCTION**	0	0	0	0	0	0	0	0	0	0
47												
48	810	Capital Assets-Student Occ										
49	811	Capital Assets-Non Student Occ										
50	800	TOTAL CAPITAL ASSETS PROG**	0	0	0	0	0	0	0	0	0	0
51												
52	911	Debt Services Prog.-Princ.										
53	912	Debt Services Prog.-Int.										
54	913	Debt Serv Prog-Refnded Debt										
55	920	Transfers Out										
56												
57	900	TOTAL OTHER SERVICES **	0	0	0	0	0	0	0	0	0	0
58												
59												
60		TOTAL EXPENDITURES ** (Lines 14+41+47+49+57) **	0	54,542	0	0	54,542	0	0	0	0	0
61												
62	950	Contingency Reserve (5% of Line 60)										
63												
64		TOTAL APPROPRIATION (Line 60 + Line 62)	0	54,542								
65												
66		BUDGET SUMMARY										
67												
68		Beginning Fund Balance										
69		Revenues + Transfers In		54,542CR								
70		TOTAL REVENUE (68 + 69)	0	54,542CR								
71												
72		Total Appropriation		54,542								
73		Unappropriated Balance										
74		TOTAL APPROPRIATION (72+73)	0	54,542								

BUDGET SUMMARY

The total on line 70 must equal the total on line 74

**BUDGET
REVENUES**
July 1, 2021 - June 30, 2022

Line	Code	REVENUES Item	Prior Year Budget	Proposed Budget		Line	Code	REVENUES Item	Prior Year Budget	Proposed Budget	
				Line Amounts	Totals					Line Amounts	Totals
1	320000	Estimated Fund Balance		*****		40	429000	Other County			
2		as of July 1	0	*****	0	41	420000	TOTAL COUNTY **	0	*****	0
3	411100	Taxes-General M & O				42					
4	411200	Taxes-Supplemental				43	431100	Base Support Program			
5	411300	Taxes-Emergency				44	431200	Transportation Support			
6	411400	Taxes-Tort				45	431400	Except Child/SED Support			
7	411500	Taxes-Cooperative				46	431500	Border Tuition Support			
8	411600	Taxes-Tuition				47	431600	Tuition Equivalency			
9	411700	Taxes-Migrant				48	431800	Benefit Apportionment			
10	411900	Taxes-Other				49	431900	Other State Support			
11	412100	Taxes-Plant Facility				50	432100	Driver Education Prog.			
12	412500	Taxes-Bond & Interest				51	432400	Professional Technical Prog			
13		TOTAL TAXES **	0	*****	0	52	437000	Lottery/Additional State Maint			
14	413000	Penalty: Delinquent Taxes				53	438000	Rev in Lieu of/Ag Equip Tax			
15						54	439000	Other State Revenue			
16	414100	Tuition - Individuals				55					
17	414200	Tuition-Districts in Idaho				56	430000	TOTAL STATE **	0	*****	0
18	414300	Tuition-Out of State Districts				57					
19						58	442000	Indirect Unrestricted Fed.			
20	415000	Earnings on Investments				59	443000	Direct Restricted Fed.			
21						60	445100	Title I - ESEA			
22	416100	School Food Service				61	445200	Title VI, ESEA-Innovative Pr			
23	416200	Meal Sales: Non-Reimb.				62	445300	Perkins III-Voc Tech Act			
24	416900	Other Food Sales				63	445400	Adult Education			
25						64	445500	Child Nutrition Reimb.			
26	417100	Admissions/Activities				65	445600	Title VI-B			
27	417200	Bookstore Sales				66	445900	Other Indirect Fed. Prog.	70,000CR	65,000CR	
28	417300	Clubs, Org. Dues, Etc.				67	448200	Impact Aid - P.L. 874			
29	417400	School Fees & Charges				68	440000	TOTAL FEDERAL **	70,000CR	*****	65,000CR
30	417900	Other Student Revenues				69					
31						70	451000	Proceeds: Bonds,Capital Leases			
32	418100	Community Service				71	453000	Sale of Fixed Assets			
33						72	450000	TOTAL OTHER **	0	*****	0
34	419100	Rentals				73					
35	419200	Contributions/Donations				74		TOTAL REVENUES **	70,000CR	*****	65,000CR
36	419300	Transportaion Fees				75					
37	419900	Other Local				76	460000	TRANSFERS IN			
38		TOTAL OTHER LOCAL **	0	*****	0	77					
39	410000	TOTAL LOCAL ** (Line 13 + 38)	0	*****	0	78	400000	BAL.+ REVENUE + TRANS. (Lines 1 + 74 + 76)	70,000CR	*****	65,000CR

**BUDGET
EXPENDITURES**
July 1, 2021 - June 30, 2022

Line	Code	EXPENDITURES Functions/Programs	Prior Year Budget	Proposed Budget	100 Salaries	200 Benefits	300 Purchased Services	400 Supplies Materials	500 Capital Objects	600 Debt Retirement	700 Insurance- Judgment	800 Transfers
39	691	Other Support Services Prog.										
40												
41	600	TOTAL SUPPORT SERV.**	70,000	65,000	0	0	65,000	0	0	0	0	0
42												
43	710	Child Nutrition Program										
44	720	Community Services Program										
45	730	Enterprise Operations										
46	700	TOTAL NON-INSTRUCTION**	0	0	0	0	0	0	0	0	0	0
47												
48	810	Capital Assets-Student Occ										
49	811	Capital Assets-Non Student Occ										
50	800	TOTAL CAPITAL ASSETS PROG**	0	0	0	0	0	0	0	0	0	0
51												
52	911	Debt Services Prog.-Princ.										
53	912	Debt Services Prog.-Int.										
54	913	Debt Serv Prog-Refnded Debt										
55	920	Transfers Out										
56												
57	900	TOTAL OTHER SERVICES **	0	0	0	0	0	0	0	0	0	0
58												
59												
60		TOTAL EXPENDITURES ** (Lines 14+41+47+49+57) **	70,000	65,000	0	0	65,000	0	0	0	0	0
61												
62	950	Contingency Reserve (5% of Line 60)										
63												
64		TOTAL APPROPRIATION (Line 60 + Line 62)	70,000	65,000								
65												
66		BUDGET SUMMARY										
67												
68		Beginning Fund Balance										
69		Revenues + Transfers In	70,000CR	65,000CR								
70		TOTAL REVENUE (68 + 69)	70,000CR	65,000CR								
71												
72		Total Appropriation	70,000	65,000								
73		Unappropriated Balance										
74		TOTAL APPROPRIATION (72+73)	70,000	65,000								

BUDGET SUMMARY

The total on line 70 must equal the total on line 74

**BUDGET
REVENUES**
July 1, 2021 - June 30, 2022

Line	Code	REVENUES Item	Prior Year Budget	Proposed Budget		Line	Code	REVENUES Item	Prior Year Budget	Proposed Budget	
				Line Amounts	Totals					Line Amounts	Totals
1	320000	Estimated Fund Balance		*****		40	429000	Other County			
2		as of July 1	0	*****	0	41	420000	TOTAL COUNTY **	0	*****	0
3	411100	Taxes-General M & O				42					
4	411200	Taxes-Supplemental				43	431100	Base Support Program			
5	411300	Taxes-Emergency				44	431200	Transportation Support			
6	411400	Taxes-Tort				45	431400	Except Child/SED Support			
7	411500	Taxes-Cooperative				46	431500	Border Tuition Support			
8	411600	Taxes-Tuition				47	431600	Tuition Equivalency			
9	411700	Taxes-Migrant				48	431800	Benefit Apportionment			
10	411900	Taxes-Other				49	431900	Other State Support			
11	412100	Taxes-Plant Facility				50	432100	Driver Education Prog.			
12	412500	Taxes-Bond & Interest				51	432400	Professional Technical Prog			
13		TOTAL TAXES **	0	*****	0	52	437000	Lottery/Additional State Maint			
14	413000	Penalty: Delinquent Taxes				53	438000	Rev in Lieu of/Ag Equip Tax			
15						54	439000	Other State Revenue			
16	414100	Tuition - Individuals				55					
17	414200	Tuition-Districts in Idaho				56	430000	TOTAL STATE **	0	*****	0
18	414300	Tuition-Out of State Districts				57					
19						58	442000	Indirect Unrestricted Fed.			
20	415000	Earnings on Investments				59	443000	Direct Restricted Fed.			
21						60	445100	Title I - ESEA			
22	416100	School Food Service				61	445200	Title VI, ESEA-Innovative Pr			
23	416200	Meal Sales: Non-Reimb.				62	445300	Perkins III-Voc Tech Act			
24	416900	Other Food Sales				63	445400	Adult Education			
25						64	445500	Child Nutrition Reimb.			
26	417100	Admissions/Activities				65	445600	Title VI-B			
27	417200	Bookstore Sales				66	445900	Other Indirect Fed. Prog.			
28	417300	Clubs, Org. Dues, Etc.				67	448200	Impact Aid - P.L. 874			
29	417400	School Fees & Charges				68	440000	TOTAL FEDERAL **	0	*****	0
30	417900	Other Student Revenues				69					
31						70	451000	Proceeds: Bonds,Capital Leases			
32	418100	Community Service				71	453000	Sale of Fixed Assets			
33						72	450000	TOTAL OTHER **	0	*****	0
34	419100	Rentals				73					
35	419200	Contributions/Donations				74		TOTAL REVENUES **	0	*****	0
36	419300	Transportaion Fees				75					
37	419900	Other Local				76	460000	TRANSFERS IN			
38		TOTAL OTHER LOCAL **	0	*****	0	77					
39	410000	TOTAL LOCAL ** (Line 13 + 38)	0	*****	0	78	400000	BAL.+ REVENUE + TRANS. (Lines 1 + 74 + 76)	0	*****	0

**BUDGET
EXPENDITURES**
July 1, 2021 - June 30, 2022

Line	Code	EXPENDITURES Functions/Programs	Prior Year Budget	Proposed Budget	100 Salaries	200 Benefits	300 Purchased Services	400 Supplies Materials	500 Capital Objects	600 Debt Retirement	700 Insurance- Judgment	800 Transfers
39	691	Other Support Services Prog.										
40												
41	600	TOTAL SUPPORT SERV.**	0	0	0	0	0	0	0	0	0	0
42												
43	710	Child Nutrition Program										
44	720	Community Services Program										
45	730	Enterprise Operations										
46	700	TOTAL NON-INSTRUCTION**	0	0	0	0	0	0	0	0	0	0
47												
48	810	Capital Assets-Student Occ										
49	811	Capital Assets-Non Student Occ										
50	800	TOTAL CAPITAL ASSETS PROG**	0	0	0	0	0	0	0	0	0	0
51												
52	911	Debt Services Prog.-Princ.										
53	912	Debt Services Prog.-Int.										
54	913	Debt Serv Prog-Refnded Debt										
55	920	Transfers Out										
56												
57	900	TOTAL OTHER SERVICES **	0	0	0	0	0	0	0	0	0	0
58												
59												
60		TOTAL EXPENDITURES ** (Lines 14+41+47+49+57) **	0	0	0	0	0	0	0	0	0	0
61												
62	950	Contingency Reserve (5% of Line 60)										
63												
64		TOTAL APPROPRIATION (Line 60 + Line 62)	0	0								
65												
66		BUDGET SUMMARY										
67												
68		Beginning Fund Balance										
69		Revenues + Transfers In										
70		TOTAL REVENUE (68 + 69)	0	0								
71												
72		Total Appropriation										
73		Unappropriated Balance										
74		TOTAL APPROPRIATION (72+73)	0	0								

BUDGET SUMMARY

The total on line 70 must equal the total on line 74

**BUDGET
REVENUES**
July 1, 2021 - June 30, 2022

Line	Code	REVENUES Item	Prior Year Budget	Proposed Budget		Line	Code	REVENUES Item	Prior Year Budget	Proposed Budget	
				Line Amounts	Totals					Line Amounts	Totals
1	320000	Estimated Fund Balance		*****		40	429000	Other County			
2		as of July 1	0	*****	0	41	420000	TOTAL COUNTY **	0	*****	0
3	411100	Taxes-General M & O				42					
4	411200	Taxes-Supplemental				43	431100	Base Support Program			
5	411300	Taxes-Emergency				44	431200	Transportation Support			
6	411400	Taxes-Tort				45	431400	Except Child/SED Support			
7	411500	Taxes-Cooperative				46	431500	Border Tuition Support			
8	411600	Taxes-Tuition				47	431600	Tuition Equivalency			
9	411700	Taxes-Migrant				48	431800	Benefit Apportionment			
10	411900	Taxes-Other				49	431900	Other State Support			
11	412100	Taxes-Plant Facility				50	432100	Driver Education Prog.			
12	412500	Taxes-Bond & Interest				51	432400	Professional Technical Prog			
13		TOTAL TAXES **	0	*****	0	52	437000	Lottery/Additional State Maint			
14	413000	Penalty: Delinquent Taxes				53	438000	Rev in Lieu of/Ag Equip Tax			
15						54	439000	Other State Revenue			
16	414100	Tuition - Individuals				55					
17	414200	Tuition-Districts in Idaho				56	430000	TOTAL STATE **	0	*****	0
18	414300	Tuition-Out of State Districts				57					
19						58	442000	Indirect Unrestricted Fed.			
20	415000	Earnings on Investments				59	443000	Direct Restricted Fed.			
21						60	445100	Title I - ESEA			
22	416100	School Food Service				61	445200	Title VI, ESEA-Innovative Pr			
23	416200	Meal Sales: Non-Reimb.				62	445300	Perkins III-Voc Tech Act			
24	416900	Other Food Sales				63	445400	Adult Education			
25						64	445500	Child Nutrition Reimb.			
26	417100	Admissions/Activities				65	445600	Title VI-B			
27	417200	Bookstore Sales				66	445900	Other Indirect Fed. Prog.	7,500CR	31,706CR	
28	417300	Clubs, Org. Dues, Etc.				67	448200	Impact Aid - P.L. 874			
29	417400	School Fees & Charges				68	440000	TOTAL FEDERAL **	7,500CR	*****	31,706CR
30	417900	Other Student Revenues				69					
31						70	451000	Proceeds: Bonds,Capital Leases			
32	418100	Community Service				71	453000	Sale of Fixed Assets			
33						72	450000	TOTAL OTHER **	0	*****	0
34	419100	Rentals				73					
35	419200	Contributions/Donations				74		TOTAL REVENUES **	7,500CR	*****	31,706CR
36	419300	Transportaion Fees				75					
37	419900	Other Local				76	460000	TRANSFERS IN			
38		TOTAL OTHER LOCAL **	0	*****	0	77					
39	410000	TOTAL LOCAL ** (Line 13 + 38)	0	*****	0	78	400000	BAL.+ REVENUE + TRANS. (Lines 1 + 74 + 76)	7,500CR	*****	31,706CR

**BUDGET
EXPENDITURES**
July 1, 2021 - June 30, 2022

Line	Code	EXPENDITURES Functions/Programs	Prior Year Budget	Proposed Budget	100 Salaries	200 Benefits	300 Purchased Services	400 Supplies Materials	500 Capital Objects	600 Debt Retirement	700 Insurance- Judgment	800 Transfers
39	691	Other Support Services Prog.										
40												
41	600	TOTAL SUPPORT SERV.**	7,500	31,706	0	0	31,706	0	0	0	0	0
42												
43	710	Child Nutrition Program										
44	720	Community Services Program										
45	730	Enterprise Operations										
46	700	TOTAL NON-INSTRUCTION**	0	0	0	0	0	0	0	0	0	0
47												
48	810	Capital Assets-Student Occ										
49	811	Capital Assets-Non Student Occ										
50	800	TOTAL CAPITAL ASSETS PROG**	0	0	0	0	0	0	0	0	0	0
51												
52	911	Debt Services Prog.-Princ.										
53	912	Debt Services Prog.-Int.										
54	913	Debt Serv Prog-Refnded Debt										
55	920	Transfers Out										
56												
57	900	TOTAL OTHER SERVICES **	0	0	0	0	0	0	0	0	0	0
58												
59												
60		TOTAL EXPENDITURES ** (Lines 14+41+47+49+57) **	7,500	31,706	0	0	31,706	0	0	0	0	0
61												
62	950	Contingency Reserve (5% of Line 60)										
63												
64		TOTAL APPROPRIATION (Line 60 + Line 62)	7,500	31,706								
65												
66		BUDGET SUMMARY										
67												
68		Beginning Fund Balance										
69		Revenues + Transfers In	7,500CR	31,706CR								
70		TOTAL REVENUE (68 + 69)	7,500CR	31,706CR								
71												
72		Total Appropriation	7,500	31,706								
73		Unappropriated Balance										
74		TOTAL APPROPRIATION (72+73)	7,500	31,706								

BUDGET SUMMARY

The total on line 70 must equal the total on line 74

**BUDGET
REVENUES**
July 1, 2021 - June 30, 2022

Line	Code	REVENUES Item	Prior Year Budget	Proposed Budget		Line	Code	REVENUES Item	Prior Year Budget	Proposed Budget	
				Line Amounts	Totals					Line Amounts	Totals
1	320000	Estimated Fund Balance		*****		40	429000	Other County			
2		as of July 1	0	*****	0	41	420000	TOTAL COUNTY **	0	*****	0
3	411100	Taxes-General M & O				42					
4	411200	Taxes-Supplemental				43	431100	Base Support Program			
5	411300	Taxes-Emergency				44	431200	Transportation Support			
6	411400	Taxes-Tort				45	431400	Except Child/SED Support			
7	411500	Taxes-Cooperative				46	431500	Border Tuition Support			
8	411600	Taxes-Tuition				47	431600	Tuition Equivalency			
9	411700	Taxes-Migrant				48	431800	Benefit Apportionment			
10	411900	Taxes-Other				49	431900	Other State Support			
11	412100	Taxes-Plant Facility				50	432100	Driver Education Prog.			
12	412500	Taxes-Bond & Interest				51	432400	Professional Technical Prog			
13		TOTAL TAXES **	0	*****	0	52	437000	Lottery/Additional State Maint			
14	413000	Penalty: Delinquent Taxes				53	438000	Rev in Lieu of/Ag Equip Tax			
15						54	439000	Other State Revenue			
16	414100	Tuition - Individuals				55					
17	414200	Tuition-Districts in Idaho				56	430000	TOTAL STATE **	0	*****	0
18	414300	Tuition-Out of State Districts				57					
19						58	442000	Indirect Unrestricted Fed.			
20	415000	Earnings on Investments				59	443000	Direct Restricted Fed.			
21						60	445100	Title I - ESEA			
22	416100	School Food Service				61	445200	Title VI, ESEA-Innovative Pr			
23	416200	Meal Sales: Non-Reimb.				62	445300	Perkins III-Voc Tech Act			
24	416900	Other Food Sales				63	445400	Adult Education			
25						64	445500	Child Nutrition Reimb.			
26	417100	Admissions/Activities				65	445600	Title VI-B			
27	417200	Bookstore Sales				66	445900	Other Indirect Fed. Prog.			
28	417300	Clubs, Org. Dues, Etc.				67	448200	Impact Aid - P.L. 874			
29	417400	School Fees & Charges				68	440000	TOTAL FEDERAL **	0	*****	0
30	417900	Other Student Revenues				69					
31						70	451000	Proceeds: Bonds,Capital Leases			
32	418100	Community Service				71	453000	Sale of Fixed Assets			
33						72	450000	TOTAL OTHER **	0	*****	0
34	419100	Rentals				73					
35	419200	Contributions/Donations				74		TOTAL REVENUES **	0	*****	0
36	419300	Transportaion Fees				75					
37	419900	Other Local				76	460000	TRANSFERS IN			
38		TOTAL OTHER LOCAL **	0	*****	0	77					
39	410000	TOTAL LOCAL ** (Line 13 + 38)	0	*****	0	78	400000	BAL.+ REVENUE + TRANS. (Lines 1 + 74 + 76)	0	*****	0

**BUDGET
EXPENDITURES**
July 1, 2021 - June 30, 2022

Line	Code	EXPENDITURES Functions/Programs	Prior Year Budget	Proposed Budget	100 Salaries	200 Benefits	300 Purchased Services	400 Supplies Materials	500 Capital Objects	600 Debt Retirement	700 Insurance- Judgment	800 Transfers
39	691	Other Support Services Prog.										
40												
41	600	TOTAL SUPPORT SERV.**	0	0	0	0	0	0	0	0	0	0
42												
43	710	Child Nutrition Program										
44	720	Community Services Program										
45	730	Enterprise Operations										
46	700	TOTAL NON-INSTRUCTION**	0	0	0	0	0	0	0	0	0	0
47												
48	810	Capital Assets-Student Occ										
49	811	Capital Assets-Non Student Occ										
50	800	TOTAL CAPITAL ASSETS PROG**	0	0	0	0	0	0	0	0	0	0
51												
52	911	Debt Services Prog.-Princ.										
53	912	Debt Services Prog.-Int.										
54	913	Debt Serv Prog-Refnded Debt										
55	920	Transfers Out										
56												
57	900	TOTAL OTHER SERVICES **	0	0	0	0	0	0	0	0	0	0
58												
59												
60		TOTAL EXPENDITURES ** (Lines 14+41+47+49+57) **	0	0	0	0	0	0	0	0	0	0
61												
62	950	Contingency Reserve (5% of Line 60)										
63												
64		TOTAL APPROPRIATION (Line 60 + Line 62)	0	0								
65												
66		BUDGET SUMMARY										
67												
68		Beginning Fund Balance										
69		Revenues + Transfers In										
70		TOTAL REVENUE (68 + 69)	0	0								
71												
72		Total Appropriation										
73		Unappropriated Balance										
74		TOTAL APPROPRIATION (72+73)	0	0								

BUDGET SUMMARY

The total on line 70 must equal the total on line 74

**BUDGET
REVENUES**
July 1, 2021 - June 30, 2022

Line	Code	REVENUES Item	Prior Year Budget	Proposed Budget		Line	Code	REVENUES Item	Prior Year Budget	Proposed Budget	
				Line Amounts	Totals					Line Amounts	Totals
1	320000	Estimated Fund Balance		*****		40	429000	Other County			
2		as of July 1	0	*****	0	41	420000	TOTAL COUNTY **	0	*****	0
3	411100	Taxes-General M & O				42					
4	411200	Taxes-Supplemental				43	431100	Base Support Program			
5	411300	Taxes-Emergency				44	431200	Transportation Support			
6	411400	Taxes-Tort				45	431400	Except Child/SED Support			
7	411500	Taxes-Cooperative				46	431500	Border Tuition Support			
8	411600	Taxes-Tuition				47	431600	Tuition Equivalency			
9	411700	Taxes-Migrant				48	431800	Benefit Apportionment			
10	411900	Taxes-Other				49	431900	Other State Support			
11	412100	Taxes-Plant Facility				50	432100	Driver Education Prog.			
12	412500	Taxes-Bond & Interest				51	432400	Professional Technical Prog			
13		TOTAL TAXES **	0	*****	0	52	437000	Lottery/Additional State Maint			
14	413000	Penalty: Delinquent Taxes				53	438000	Rev in Lieu of/Ag Equip Tax			
15						54	439000	Other State Revenue			
16	414100	Tuition - Individuals				55					
17	414200	Tuition-Districts in Idaho				56	430000	TOTAL STATE **	0	*****	0
18	414300	Tuition-Out of State Districts				57					
19						58	442000	Indirect Unrestricted Fed.			
20	415000	Earnings on Investments				59	443000	Direct Restricted Fed.			
21						60	445100	Title I - ESEA			
22	416100	School Food Service				61	445200	Title VI, ESEA-Innovative Pr			
23	416200	Meal Sales: Non-Reimb.				62	445300	Perkins III-Voc Tech Act			
24	416900	Other Food Sales				63	445400	Adult Education			
25						64	445500	Child Nutrition Reimb.			
26	417100	Admissions/Activities				65	445600	Title VI-B			
27	417200	Bookstore Sales				66	445900	Other Indirect Fed. Prog.			
28	417300	Clubs, Org. Dues, Etc.				67	448200	Impact Aid - P.L. 874			
29	417400	School Fees & Charges				68	440000	TOTAL FEDERAL **	0	*****	0
30	417900	Other Student Revenues				69					
31						70	451000	Proceeds: Bonds,Capital Leases			
32	418100	Community Service				71	453000	Sale of Fixed Assets			
33						72	450000	TOTAL OTHER **	0	*****	0
34	419100	Rentals				73					
35	419200	Contributions/Donations				74		TOTAL REVENUES **	0	*****	0
36	419300	Transportaion Fees				75					
37	419900	Other Local				76	460000	TRANSFERS IN			
38		TOTAL OTHER LOCAL **	0	*****	0	77					
39	410000	TOTAL LOCAL ** (Line 13 + 38)	0	*****	0	78	400000	BAL.+ REVENUE + TRANS. (Lines 1 + 74 + 76)	0	*****	0

**BUDGET
EXPENDITURES**
July 1, 2021 - June 30, 2022

Line	Code	EXPENDITURES Functions/Programs	Prior Year Budget	Proposed Budget	100 Salaries	200 Benefits	300 Purchased Services	400 Supplies Materials	500 Capital Objects	600 Debt Retirement	700 Insurance- Judgment	800 Transfers
39	691	Other Support Services Prog.										
40												
41	600	TOTAL SUPPORT SERV.**	0	0	0	0	0	0	0	0	0	0
42												
43	710	Child Nutrition Program										
44	720	Community Services Program										
45	730	Enterprise Operations										
46	700	TOTAL NON-INSTRUCTION**	0	0	0	0	0	0	0	0	0	0
47												
48	810	Capital Assets-Student Occ										
49	811	Capital Assets-Non Student Occ										
50	800	TOTAL CAPITAL ASSETS PROG**	0	0	0	0	0	0	0	0	0	0
51												
52	911	Debt Services Prog.-Princ.										
53	912	Debt Services Prog.-Int.										
54	913	Debt Serv Prog-Refnded Debt										
55	920	Transfers Out										
56												
57	900	TOTAL OTHER SERVICES **	0	0	0	0	0	0	0	0	0	0
58												
59												
60		TOTAL EXPENDITURES ** (Lines 14+41+47+49+57) **	0	0	0	0	0	0	0	0	0	0
61												
62	950	Contingency Reserve (5% of Line 60)										
63												
64		TOTAL APPROPRIATION (Line 60 + Line 62)	0	0								
65												
66		BUDGET SUMMARY										
67												
68		Beginning Fund Balance										
69		Revenues + Transfers In										
70		TOTAL REVENUE (68 + 69)	0	0								
71												
72		Total Appropriation										
73		Unappropriated Balance										
74		TOTAL APPROPRIATION (72+73)	0	0								

BUDGET SUMMARY

The total on line 70 must equal the total on line 74

**BUDGET
REVENUES**
July 1, 2021 - June 30, 2022

Line	Code	REVENUES Item	Prior Year Budget	Proposed Budget		Line	Code	REVENUES Item	Prior Year Budget	Proposed Budget	
				Line Amounts	Totals					Line Amounts	Totals
1	320000	Estimated Fund Balance		*****		40	429000	Other County			
2		as of July 1	0	*****	0	41	420000	TOTAL COUNTY **	0	*****	0
3	411100	Taxes-General M & O				42					
4	411200	Taxes-Supplemental				43	431100	Base Support Program			
5	411300	Taxes-Emergency				44	431200	Transportation Support			
6	411400	Taxes-Tort				45	431400	Except Child/SED Support			
7	411500	Taxes-Cooperative				46	431500	Border Tuition Support			
8	411600	Taxes-Tuition				47	431600	Tuition Equivalency			
9	411700	Taxes-Migrant				48	431800	Benefit Apportionment			
10	411900	Taxes-Other				49	431900	Other State Support			
11	412100	Taxes-Plant Facility				50	432100	Driver Education Prog.			
12	412500	Taxes-Bond & Interest				51	432400	Professional Technical Prog			
13		TOTAL TAXES **	0	*****	0	52	437000	Lottery/Additional State Maint			
14	413000	Penalty: Delinquent Taxes				53	438000	Rev in Lieu of/Ag Equip Tax			
15						54	439000	Other State Revenue			
16	414100	Tuition - Individuals				55					
17	414200	Tuition-Districts in Idaho				56	430000	TOTAL STATE **	0	*****	0
18	414300	Tuition-Out of State Districts				57					
19						58	442000	Indirect Unrestricted Fed.			
20	415000	Earnings on Investments				59	443000	Direct Restricted Fed.			
21						60	445100	Title I - ESEA	583,229CR	463,780CR	
22	416100	School Food Service				61	445200	Title VI, ESEA-Innovative Pr			
23	416200	Meal Sales: Non-Reimb.				62	445300	Perkins III-Voc Tech Act			
24	416900	Other Food Sales				63	445400	Adult Education			
25						64	445500	Child Nutrition Reimb.			
26	417100	Admissions/Activities				65	445600	Title VI-B			
27	417200	Bookstore Sales				66	445900	Other Indirect Fed. Prog.			
28	417300	Clubs, Org. Dues, Etc.				67	448200	Impact Aid - P.L. 874			
29	417400	School Fees & Charges				68	440000	TOTAL FEDERAL **	583,229CR	*****	463,780CR
30	417900	Other Student Revenues				69					
31						70	451000	Proceeds: Bonds,Capital Leases			
32	418100	Community Service				71	453000	Sale of Fixed Assets			
33						72	450000	TOTAL OTHER **	0	*****	0
34	419100	Rentals				73					
35	419200	Contributions/Donations				74		TOTAL REVENUES **	583,229CR	*****	463,780CR
36	419300	Transportaion Fees				75					
37	419900	Other Local				76	460000	TRANSFERS IN			
38		TOTAL OTHER LOCAL **	0	*****	0	77					
39	410000	TOTAL LOCAL ** (Line 13 + 38)	0	*****	0	78	400000	BAL.+ REVENUE + TRANS. (Lines 1 + 74 + 76)	583,229CR	*****	463,780CR

**BUDGET
EXPENDITURES**
July 1, 2021 - June 30, 2022

Line	Code	EXPENDITURES Functions/Programs	Prior Year Budget	Proposed Budget	100 Salaries	200 Benefits	300 Purchased Services	400 Supplies Materials	500 Capital Objects	600 Debt Retirement	700 Insurance- Judgment	800 Transfers
39	691	Other Support Services Prog.										
40												
41	600	TOTAL SUPPORT SERV.**	37,000	0	0	0	0	0	0	0	0	0
42												
43	710	Child Nutrition Program										
44	720	Community Services Program										
45	730	Enterprise Operations										
46	700	TOTAL NON-INSTRUCTION**	0	0	0	0	0	0	0	0	0	0
47												
48	810	Capital Assets-Student Occ										
49	811	Capital Assets-Non Student Occ										
50	800	TOTAL CAPITAL ASSETS PROG**	0	0	0	0	0	0	0	0	0	0
51												
52	911	Debt Services Prog.-Princ.										
53	912	Debt Services Prog.-Int.										
54	913	Debt Serv Prog-Refnded Debt										
55	920	Transfers Out										
56												
57	900	TOTAL OTHER SERVICES **	0	0	0	0	0	0	0	0	0	0
58												
59												
60		TOTAL EXPENDITURES ** (Lines 14+41+47+49+57) **	583,229	463,780	0	0	0	463,780	0	0	0	0
61												
62	950	Contingency Reserve (5% of Line 60)										
63												
64		TOTAL APPROPRIATION (Line 60 + Line 62)	583,229	463,780								
65												
66		BUDGET SUMMARY										
67												
68		Beginning Fund Balance										
69		Revenues + Transfers In	583,229CR	463,780CR								
70		TOTAL REVENUE (68 + 69)	583,229CR	463,780CR								
71												
72		Total Appropriation	583,229	463,780								
73		Unappropriated Balance										
74		TOTAL APPROPRIATION (72+73)	583,229	463,780								

BUDGET SUMMARY

The total on line 70 must equal the total on line 74

**BUDGET
REVENUES**
July 1, 2021 - June 30, 2022

Line	Code	REVENUES Item	Prior Year Budget	Proposed Budget		Line	Code	REVENUES Item	Prior Year Budget	Proposed Budget	
				Line Amounts	Totals					Line Amounts	Totals
1	320000	Estimated Fund Balance		*****		40	429000	Other County			
2		as of July 1	0	*****	0	41	420000	TOTAL COUNTY **	0	*****	0
3	411100	Taxes-General M & O				42					
4	411200	Taxes-Supplemental				43	431100	Base Support Program			
5	411300	Taxes-Emergency				44	431200	Transportation Support			
6	411400	Taxes-Tort				45	431400	Except Child/SED Support			
7	411500	Taxes-Cooperative				46	431500	Border Tuition Support			
8	411600	Taxes-Tuition				47	431600	Tuition Equivalency			
9	411700	Taxes-Migrant				48	431800	Benefit Apportionment			
10	411900	Taxes-Other				49	431900	Other State Support			
11	412100	Taxes-Plant Facility				50	432100	Driver Education Prog.			
12	412500	Taxes-Bond & Interest				51	432400	Professional Technical Prog			
13		TOTAL TAXES **	0	*****	0	52	437000	Lottery/Additional State Maint			
14	413000	Penalty: Delinquent Taxes				53	438000	Rev in Lieu of/Ag Equip Tax			
15						54	439000	Other State Revenue			
16	414100	Tuition - Individuals				55					
17	414200	Tuition-Districts in Idaho				56	430000	TOTAL STATE **	0	*****	0
18	414300	Tuition-Out of State Districts				57					
19						58	442000	Indirect Unrestricted Fed.			
20	415000	Earnings on Investments				59	443000	Direct Restricted Fed.			
21						60	445100	Title I - ESEA			
22	416100	School Food Service				61	445200	Title VI, ESEA-Innovative Pr			
23	416200	Meal Sales: Non-Reimb.				62	445300	Perkins III-Voc Tech Act			
24	416900	Other Food Sales				63	445400	Adult Education			
25						64	445500	Child Nutrition Reimb.			
26	417100	Admissions/Activities				65	445600	Title VI-B			
27	417200	Bookstore Sales				66	445900	Other Indirect Fed. Prog.			
28	417300	Clubs, Org. Dues, Etc.				67	448200	Impact Aid - P.L. 874			
29	417400	School Fees & Charges				68	440000	TOTAL FEDERAL **	0	*****	0
30	417900	Other Student Revenues				69					
31						70	451000	Proceeds: Bonds,Capital Leases			
32	418100	Community Service				71	453000	Sale of Fixed Assets			
33						72	450000	TOTAL OTHER **	0	*****	0
34	419100	Rentals				73					
35	419200	Contributions/Donations				74		TOTAL REVENUES **	0	*****	0
36	419300	Transportaion Fees				75					
37	419900	Other Local				76	460000	TRANSFERS IN			
38		TOTAL OTHER LOCAL **	0	*****	0	77					
39	410000	TOTAL LOCAL ** (Line 13 + 38)	0	*****	0	78	400000	BAL.+ REVENUE + TRANS. (Lines 1 + 74 + 76)	0	*****	0

**BUDGET
EXPENDITURES**
July 1, 2021 - June 30, 2022

Line	Code	EXPENDITURES Functions/Programs	Prior Year Budget	Proposed Budget	100 Salaries	200 Benefits	300 Purchased Services	400 Supplies Materials	500 Capital Objects	600 Debt Retirement	700 Insurance- Judgment	800 Transfers
39	691	Other Support Services Prog.										
40												
41	600	TOTAL SUPPORT SERV.**	0	0	0	0	0	0	0	0	0	0
42												
43	710	Child Nutrition Program										
44	720	Community Services Program										
45	730	Enterprise Operations										
46	700	TOTAL NON-INSTRUCTION**	0	0	0	0	0	0	0	0	0	0
47												
48	810	Capital Assets-Student Occ										
49	811	Capital Assets-Non Student Occ										
50	800	TOTAL CAPITAL ASSETS PROG**	0	0	0	0	0	0	0	0	0	0
51												
52	911	Debt Services Prog.-Princ.										
53	912	Debt Services Prog.-Int.										
54	913	Debt Serv Prog-Refnded Debt										
55	920	Transfers Out										
56												
57	900	TOTAL OTHER SERVICES **	0	0	0	0	0	0	0	0	0	0
58												
59												
60		TOTAL EXPENDITURES ** (Lines 14+41+47+49+57) **	0	0	0	0	0	0	0	0	0	0
61												
62	950	Contingency Reserve (5% of Line 60)										
63												
64		TOTAL APPROPRIATION (Line 60 + Line 62)	0	0								
65												
66		BUDGET SUMMARY										
67												
68		Beginning Fund Balance										
69		Revenues + Transfers In										
70		TOTAL REVENUE (68 + 69)	0	0								
71												
72		Total Appropriation										
73		Unappropriated Balance										
74		TOTAL APPROPRIATION (72+73)	0	0								

BUDGET SUMMARY

The total on line 70 must equal the total on line 74

**BUDGET
REVENUES**
July 1, 2021 - June 30, 2022

Line	Code	REVENUES Item	Prior Year Budget	Proposed Budget		Line	Code	REVENUES Item	Prior Year Budget	Proposed Budget	
				Line Amounts	Totals					Line Amounts	Totals
1	320000	Estimated Fund Balance		*****		40	429000	Other County			
2		as of July 1	0	*****	0	41	420000	TOTAL COUNTY **	0	*****	0
3	411100	Taxes-General M & O				42					
4	411200	Taxes-Supplemental				43	431100	Base Support Program			
5	411300	Taxes-Emergency				44	431200	Transportation Support			
6	411400	Taxes-Tort				45	431400	Except Child/SED Support			
7	411500	Taxes-Cooperative				46	431500	Border Tuition Support			
8	411600	Taxes-Tuition				47	431600	Tuition Equivalency			
9	411700	Taxes-Migrant				48	431800	Benefit Apportionment			
10	411900	Taxes-Other				49	431900	Other State Support			
11	412100	Taxes-Plant Facility				50	432100	Driver Education Prog.			
12	412500	Taxes-Bond & Interest				51	432400	Professional Technical Prog			
13		TOTAL TAXES **	0	*****	0	52	437000	Lottery/Additional State Maint			
14	413000	Penalty: Delinquent Taxes				53	438000	Rev in Lieu of/Ag Equip Tax			
15						54	439000	Other State Revenue			
16	414100	Tuition - Individuals				55					
17	414200	Tuition-Districts in Idaho				56	430000	TOTAL STATE **	0	*****	0
18	414300	Tuition-Out of State Districts				57					
19						58	442000	Indirect Unrestricted Fed.			
20	415000	Earnings on Investments				59	443000	Direct Restricted Fed.			
21						60	445100	Title I - ESEA			
22	416100	School Food Service				61	445200	Title VI, ESEA-Innovative Pr			
23	416200	Meal Sales: Non-Reimb.				62	445300	Perkins III-Voc Tech Act			
24	416900	Other Food Sales				63	445400	Adult Education			
25						64	445500	Child Nutrition Reimb.			
26	417100	Admissions/Activities				65	445600	Title VI-B			
27	417200	Bookstore Sales				66	445900	Other Indirect Fed. Prog.			
28	417300	Clubs, Org. Dues, Etc.				67	448200	Impact Aid - P.L. 874			
29	417400	School Fees & Charges				68	440000	TOTAL FEDERAL **	0	*****	0
30	417900	Other Student Revenues				69					
31						70	451000	Proceeds: Bonds,Capital Leases			
32	418100	Community Service				71	453000	Sale of Fixed Assets			
33						72	450000	TOTAL OTHER **	0	*****	0
34	419100	Rentals				73					
35	419200	Contributions/Donations				74		TOTAL REVENUES **	0	*****	0
36	419300	Transportaion Fees				75					
37	419900	Other Local				76	460000	TRANSFERS IN			
38		TOTAL OTHER LOCAL **	0	*****	0	77					
39	410000	TOTAL LOCAL ** (Line 13 + 38)	0	*****	0	78	400000	BAL.+ REVENUE + TRANS. (Lines 1 + 74 + 76)	0	*****	0

**BUDGET
EXPENDITURES**
July 1, 2021 - June 30, 2022

Line	Code	EXPENDITURES Functions/Programs	Prior Year Budget	Proposed Budget	100 Salaries	200 Benefits	300 Purchased Services	400 Supplies Materials	500 Capital Objects	600 Debt Retirement	700 Insurance- Judgment	800 Transfers
39	691	Other Support Services Prog.										
40												
41	600	TOTAL SUPPORT SERV.**	0	0	0	0	0	0	0	0	0	0
42												
43	710	Child Nutrition Program										
44	720	Community Services Program										
45	730	Enterprise Operations										
46	700	TOTAL NON-INSTRUCTION**	0	0	0	0	0	0	0	0	0	0
47												
48	810	Capital Assets-Student Occ										
49	811	Capital Assets-Non Student Occ										
50	800	TOTAL CAPITAL ASSETS PROG**	0	0	0	0	0	0	0	0	0	0
51												
52	911	Debt Services Prog.-Princ.										
53	912	Debt Services Prog.-Int.										
54	913	Debt Serv Prog-Refnded Debt										
55	920	Transfers Out										
56												
57	900	TOTAL OTHER SERVICES **	0	0	0	0	0	0	0	0	0	0
58												
59												
60		TOTAL EXPENDITURES ** (Lines 14+41+47+49+57) **	0	0	0	0	0	0	0	0	0	0
61												
62	950	Contingency Reserve (5% of Line 60)										
63												
64		TOTAL APPROPRIATION (Line 60 + Line 62)	0	0								
65												
66		BUDGET SUMMARY										
67												
68		Beginning Fund Balance										
69		Revenues + Transfers In										
70		TOTAL REVENUE (68 + 69)	0	0								
71												
72		Total Appropriation										
73		Unappropriated Balance										
74		TOTAL APPROPRIATION (72+73)	0	0								

BUDGET SUMMARY

The total on line 70 must equal the total on line 74

**BUDGET
REVENUES**
July 1, 2021 - June 30, 2022

Line	Code	REVENUES Item	Prior Year Budget	Proposed Budget		Line	Code	REVENUES Item	Prior Year Budget	Proposed Budget	
				Line Amounts	Totals					Line Amounts	Totals
1	320000	Estimated Fund Balance		*****		40	429000	Other County			
2		as of July 1	0	*****	0	41	420000	TOTAL COUNTY **	0	*****	0
3	411100	Taxes-General M & O				42					
4	411200	Taxes-Supplemental				43	431100	Base Support Program			
5	411300	Taxes-Emergency				44	431200	Transportation Support			
6	411400	Taxes-Tort				45	431400	Except Child/SED Support			
7	411500	Taxes-Cooperative				46	431500	Border Tuition Support			
8	411600	Taxes-Tuition				47	431600	Tuition Equivalency			
9	411700	Taxes-Migrant				48	431800	Benefit Apportionment			
10	411900	Taxes-Other				49	431900	Other State Support			
11	412100	Taxes-Plant Facility				50	432100	Driver Education Prog.			
12	412500	Taxes-Bond & Interest				51	432400	Professional Technical Prog			
13		TOTAL TAXES **	0	*****	0	52	437000	Lottery/Additional State Maint			
14	413000	Penalty: Delinquent Taxes				53	438000	Rev in Lieu of/Ag Equip Tax			
15						54	439000	Other State Revenue			
16	414100	Tuition - Individuals				55					
17	414200	Tuition-Districts in Idaho				56	430000	TOTAL STATE **	0	*****	0
18	414300	Tuition-Out of State Districts				57					
19						58	442000	Indirect Unrestricted Fed.			
20	415000	Earnings on Investments				59	443000	Direct Restricted Fed.			
21						60	445100	Title I - ESEA			
22	416100	School Food Service				61	445200	Title VI, ESEA-Innovative Pr			
23	416200	Meal Sales: Non-Reimb.				62	445300	Perkins III-Voc Tech Act			
24	416900	Other Food Sales				63	445400	Adult Education			
25						64	445500	Child Nutrition Reimb.			
26	417100	Admissions/Activities				65	445600	Title VI-B			
27	417200	Bookstore Sales				66	445900	Other Indirect Fed. Prog.			
28	417300	Clubs, Org. Dues, Etc.				67	448200	Impact Aid - P.L. 874			
29	417400	School Fees & Charges				68	440000	TOTAL FEDERAL **	0	*****	0
30	417900	Other Student Revenues				69					
31						70	451000	Proceeds: Bonds,Capital Leases			
32	418100	Community Service				71	453000	Sale of Fixed Assets			
33						72	450000	TOTAL OTHER **	0	*****	0
34	419100	Rentals				73					
35	419200	Contributions/Donations				74		TOTAL REVENUES **	0	*****	0
36	419300	Transportaion Fees				75					
37	419900	Other Local				76	460000	TRANSFERS IN			
38		TOTAL OTHER LOCAL **	0	*****	0	77					
39	410000	TOTAL LOCAL ** (Line 13 + 38)	0	*****	0	78	400000	BAL.+ REVENUE + TRANS. (Lines 1 + 74 + 76)	0	*****	0

**BUDGET
EXPENDITURES**
July 1, 2021 - June 30, 2022

Line	Code	EXPENDITURES Functions/Programs	Prior Year Budget	Proposed Budget	100 Salaries	200 Benefits	300 Purchased Services	400 Supplies Materials	500 Capital Objects	600 Debt Retirement	700 Insurance- Judgment	800 Transfers
39	691	Other Support Services Prog.										
40												
41	600	TOTAL SUPPORT SERV.**	0	0	0	0	0	0	0	0	0	0
42												
43	710	Child Nutrition Program										
44	720	Community Services Program										
45	730	Enterprise Operations										
46	700	TOTAL NON-INSTRUCTION**	0	0	0	0	0	0	0	0	0	0
47												
48	810	Capital Assets-Student Occ										
49	811	Capital Assets-Non Student Occ										
50	800	TOTAL CAPITAL ASSETS PROG**	0	0	0	0	0	0	0	0	0	0
51												
52	911	Debt Services Prog.-Princ.										
53	912	Debt Services Prog.-Int.										
54	913	Debt Serv Prog-Refnded Debt										
55	920	Transfers Out										
56												
57	900	TOTAL OTHER SERVICES **	0	0	0	0	0	0	0	0	0	0
58												
59												
60		TOTAL EXPENDITURES ** (Lines 14+41+47+49+57) **	0	0	0	0	0	0	0	0	0	0
61												
62	950	Contingency Reserve (5% of Line 60)										
63												
64		TOTAL APPROPRIATION (Line 60 + Line 62)	0	0								
65												
66		BUDGET SUMMARY										
67												
68		Beginning Fund Balance										
69		Revenues + Transfers In										
70		TOTAL REVENUE (68 + 69)	0	0								
71												
72		Total Appropriation										
73		Unappropriated Balance										
74		TOTAL APPROPRIATION (72+73)	0	0								

BUDGET SUMMARY

The total on line 70 must equal the total on line 74

**BUDGET
REVENUES**
July 1, 2021 - June 30, 2022

Line	Code	REVENUES Item	Prior Year Budget	Proposed Budget		Line	Code	REVENUES Item	Prior Year Budget	Proposed Budget	
				Line Amounts	Totals					Line Amounts	Totals
1	320000	Estimated Fund Balance	108,192CR	128,651CR		40	429000	Other County			
2		as of July 1	108,192CR	*****	128,651CR	41	420000	TOTAL COUNTY **	0	*****	0
3	411100	Taxes-General M & O				42					
4	411200	Taxes-Supplemental				43	431100	Base Support Program			
5	411300	Taxes-Emergency				44	431200	Transportation Support			
6	411400	Taxes-Tort				45	431400	Except Child/SED Support			
7	411500	Taxes-Cooperative				46	431500	Border Tuition Support			
8	411600	Taxes-Tuition				47	431600	Tuition Equivalency			
9	411700	Taxes-Migrant				48	431800	Benefit Apportionment			
10	411900	Taxes-Other				49	431900	Other State Support			
11	412100	Taxes-Plant Facility				50	432100	Driver Education Prog.			
12	412500	Taxes-Bond & Interest				51	432400	Professional Technical Prog			
13		TOTAL TAXES **	0	*****	0	52	437000	Lottery/Additional State Maint			
14	413000	Penalty: Delinquent Taxes				53	438000	Rev in Lieu of/Ag Equip Tax			
15						54	439000	Other State Revenue			
16	414100	Tuition - Individuals				55					
17	414200	Tuition-Districts in Idaho				56	430000	TOTAL STATE **	0	*****	0
18	414300	Tuition-Out of State Districts				57					
19						58	442000	Indirect Unrestricted Fed.			
20	415000	Earnings on Investments				59	443000	Direct Restricted Fed.			
21						60	445100	Title I - ESEA			
22	416100	School Food Service	159,184CR			61	445200	Title VI, ESEA-Innovative Pr			
23	416200	Meal Sales: Non-Reimb.				62	445300	Perkins III-Voc Tech Act			
24	416900	Other Food Sales				63	445400	Adult Education			
25						64	445500	Child Nutrition Reimb.	307,755CR	501,601CR	
26	417100	Admissions/Activities				65	445600	Title VI-B			
27	417200	Bookstore Sales				66	445900	Other Indirect Fed. Prog.	21,224CR	22,040CR	
28	417300	Clubs, Org. Dues, Etc.				67	448200	Impact Aid - P.L. 874			
29	417400	School Fees & Charges				68	440000	TOTAL FEDERAL **	328,979CR	*****	523,641CR
30	417900	Other Student Revenues				69					
31						70	451000	Proceeds: Bonds,Capital Leases			
32	418100	Community Service				71	453000	Sale of Fixed Assets			
33						72	450000	TOTAL OTHER **	0	*****	0
34	419100	Rentals				73					
35	419200	Contributions/Donations				74		TOTAL REVENUES **	488,163CR	*****	523,641CR
36	419300	Transportaion Fees				75					
37	419900	Other Local				76	460000	TRANSFERS IN			
38		TOTAL OTHER LOCAL **	159,184CR	*****	0	77					
39	410000	TOTAL LOCAL ** (Line 13 + 38)	159,184CR	*****	0	78	400000	BAL.+ REVENUE + TRANS. (Lines 1 + 74 + 76)	596,355CR	*****	652,292CR

**BUDGET
EXPENDITURES**
July 1, 2021 - June 30, 2022

Line	Code	EXPENDITURES Functions/Programs	Prior Year Budget	Proposed Budget	100 Salaries	200 Benefits	300 Purchased Services	400 Supplies Materials	500 Capital Objects	600 Debt Retirement	700 Insurance- Judgment	800 Transfers
39	691	Other Support Services Prog.										
40												
41	600	TOTAL SUPPORT SERV.**	0	0	0	0	0	0	0	0	0	0
42												
43	710	Child Nutrition Program	467,704	523,641	201,650	58,495	5,300	252,696	5,500			
44	720	Community Services Program										
45	730	Enterprise Operations										
46	700	TOTAL NON-INSTRUCTION**	467,704	523,641	201,650	58,495	5,300	252,696	5,500	0	0	0
47												
48	810	Capital Assets-Student Occ										
49	811	Capital Assets-Non Student Occ										
50	800	TOTAL CAPITAL ASSETS PROG**	0	0	0	0	0	0	0	0	0	0
51												
52	911	Debt Services Prog.-Princ.										
53	912	Debt Services Prog.-Int.										
54	913	Debt Serv Prog-Refnded Debt										
55	920	Transfers Out										
56												
57	900	TOTAL OTHER SERVICES **	0	0	0	0	0	0	0	0	0	0
58												
59												
60		TOTAL EXPENDITURES ** (Lines 14+41+47+49+57) **	467,704	523,641	201,650	58,495	5,300	252,696	5,500	0	0	0
61												
62	950	Contingency Reserve (5% of Line 60)										
63												
64		TOTAL APPROPRIATION (Line 60 + Line 62)	467,704	523,641								
65												
66		BUDGET SUMMARY										
67												
68		Beginning Fund Balance	108,192CR	128,651CR								
69		Revenues + Transfers In	488,163CR	523,641CR								
70		TOTAL REVENUE (68 + 69)	596,355CR	652,292CR								
71												
72		Total Appropriation	467,704	523,641								
73		Unappropriated Balance	128,651	128,651								
74		TOTAL APPROPRIATION (72+73)	596,355	652,292								

BUDGET SUMMARY

The total on line 70 must equal the total on line 74

**BUDGET
REVENUES**
July 1, 2021 - June 30, 2022

Line	Code	REVENUES Item	Prior Year Budget	Proposed Budget		Line	Code	REVENUES Item	Prior Year Budget	Proposed Budget	
				Line Amounts	Totals					Line Amounts	Totals
1	320000	Estimated Fund Balance	1,352,838CR	1,352,838CR		40	429000	Other County			
2		as of July 1	1,352,838CR	*****	1,352,838CR	41	420000	TOTAL COUNTY **	0	*****	0
3	411100	Taxes-General M & O				42					
4	411200	Taxes-Supplemental				43	431100	Base Support Program			
5	411300	Taxes-Emergency				44	431200	Transportation Support			
6	411400	Taxes-Tort				45	431400	Except Child/SED Support			
7	411500	Taxes-Cooperative				46	431500	Border Tuition Support			
8	411600	Taxes-Tuition				47	431600	Tuition Equivalency			
9	411700	Taxes-Migrant				48	431800	Benefit Apportionment			
10	411900	Taxes-Other				49	431900	Other State Support			
11	412100	Taxes-Plant Facility				50	432100	Driver Education Prog.			
12	412500	Taxes-Bond & Interest				51	432400	Professional Technical Prog			
13		TOTAL TAXES **	0	*****	0	52	437000	Lottery/Additional State Maint			
14	413000	Penalty: Delinquent Taxes				53	438000	Rev in Lieu of/Ag Equip Tax			
15						54	439000	Other State Revenue			
16	414100	Tuition - Individuals				55					
17	414200	Tuition-Districts in Idaho				56	430000	TOTAL STATE **	0	*****	0
18	414300	Tuition-Out of State Districts				57					
19						58	442000	Indirect Unrestricted Fed.			
20	415000	Earnings on Investments				59	443000	Direct Restricted Fed.			
21						60	445100	Title I - ESEA			
22	416100	School Food Service				61	445200	Title VI, ESEA-Innovative Pr			
23	416200	Meal Sales: Non-Reimb.				62	445300	Perkins III-Voc Tech Act			
24	416900	Other Food Sales				63	445400	Adult Education			
25						64	445500	Child Nutrition Reimb.			
26	417100	Admissions/Activities				65	445600	Title VI-B			
27	417200	Bookstore Sales				66	445900	Other Indirect Fed. Prog.			
28	417300	Clubs, Org. Dues, Etc.				67	448200	Impact Aid - P.L. 874			
29	417400	School Fees & Charges				68	440000	TOTAL FEDERAL **	0	*****	0
30	417900	Other Student Revenues				69					
31						70	451000	Proceeds: Bonds,Capital Leases			
32	418100	Community Service				71	453000	Sale of Fixed Assets			
33						72	450000	TOTAL OTHER **	0	*****	0
34	419100	Rentals				73					
35	419200	Contributions/Donations				74		TOTAL REVENUES **	0	*****	0
36	419300	Transportaion Fees				75					
37	419900	Other Local				76	460000	TRANSFERS IN	1,114,114CR	1,281,473CR	
38		TOTAL OTHER LOCAL **	0	*****	0	77					
39	410000	TOTAL LOCAL ** (Line 13 + 38)	0	*****	0	78	400000	BAL.+ REVENUE + TRANS. (Lines 1 + 74 + 76)	2,466,952CR	*****	2,634,311CR

**BUDGET
EXPENDITURES**
July 1, 2021 - June 30, 2022

Line	Code	EXPENDITURES Functions/Programs	Prior Year Budget	Proposed Budget	100 Salaries	200 Benefits	300 Purchased Services	400 Supplies Materials	500 Capital Objects	600 Debt Retirement	700 Insurance- Judgment	800 Transfers
39	691	Other Support Services Prog.										
40												
41	600	TOTAL SUPPORT SERV.**	0	0	0	0	0	0	0	0	0	0
42												
43	710	Child Nutrition Program										
44	720	Community Services Program										
45	730	Enterprise Operations										
46	700	TOTAL NON-INSTRUCTION**	0	0	0	0	0	0	0	0	0	0
47												
48	810	Capital Assets-Student Occ										
49	811	Capital Assets-Non Student Occ										
50	800	TOTAL CAPITAL ASSETS PROG**	0	0	0	0	0	0	0	0	0	0
51												
52	911	Debt Services Prog.-Princ.	365,000	485,000						485,000		
53	912	Debt Services Prog.-Int.	749,114	796,473						796,473		
54	913	Debt Serv Prog-Refnded Debt										
55	920	Transfers Out										
56												
57	900	TOTAL OTHER SERVICES **	1,114,114	1,281,473	0	0	0	0	0	1,281,473	0	0
58												
59												
60		TOTAL EXPENDITURES ** (Lines 14+41+47+49+57) **	1,114,114	1,281,473	0	0	0	0	0	1,281,473	0	0
61												
62	950	Contingency Reserve (5% of Line 60)										
63												
64		TOTAL APPROPRIATION (Line 60 + Line 62)	1,114,114	1,281,473								
65												
66		BUDGET SUMMARY										
67												
68		Beginning Fund Balance	1,352,838CR	1,352,838CR								
69		Revenues + Transfers In	1,114,114CR	1,281,473CR								
70		TOTAL REVENUE (68 + 69)	2,466,952CR	2,634,311CR								
71												
72		Total Appropriation	1,114,114	1,281,473								
73		Unappropriated Balance	1,352,838	1,352,838								
74		TOTAL APPROPRIATION (72+73)	2,466,952	2,634,311								

BUDGET SUMMARY

The total on line 70 must equal the total on line 74

**BUDGET
REVENUES**
July 1, 2021 - June 30, 2022

Line	Code	REVENUES Item	Prior Year Budget	Proposed Budget		Line	Code	REVENUES Item	Prior Year Budget	Proposed Budget	
				Line Amounts	Totals					Line Amounts	Totals
1	320000	Estimated Fund Balance		*****		40	429000	Other County			
2		as of July 1	0	*****	0	41	420000	TOTAL COUNTY **	0	*****	0
3	411100	Taxes-General M & O				42					
4	411200	Taxes-Supplemental				43	431100	Base Support Program			
5	411300	Taxes-Emergency				44	431200	Transportation Support			
6	411400	Taxes-Tort				45	431400	Except Child/SED Support			
7	411500	Taxes-Cooperative				46	431500	Border Tuition Support			
8	411600	Taxes-Tuition				47	431600	Tuition Equivalency			
9	411700	Taxes-Migrant				48	431800	Benefit Apportionment			
10	411900	Taxes-Other				49	431900	Other State Support			
11	412100	Taxes-Plant Facility				50	432100	Driver Education Prog.			
12	412500	Taxes-Bond & Interest				51	432400	Professional Technical Prog			
13		TOTAL TAXES **	0	*****	0	52	437000	Lottery/Additional State Maint			
14	413000	Penalty: Delinquent Taxes				53	438000	Rev in Lieu of/Ag Equip Tax			
15						54	439000	Other State Revenue			
16	414100	Tuition - Individuals				55					
17	414200	Tuition-Districts in Idaho				56	430000	TOTAL STATE **	0	*****	0
18	414300	Tuition-Out of State Districts				57					
19						58	442000	Indirect Unrestricted Fed.			
20	415000	Earnings on Investments				59	443000	Direct Restricted Fed.			
21						60	445100	Title I - ESEA			
22	416100	School Food Service				61	445200	Title VI, ESEA-Innovative Pr			
23	416200	Meal Sales: Non-Reimb.				62	445300	Perkins III-Voc Tech Act			
24	416900	Other Food Sales				63	445400	Adult Education			
25						64	445500	Child Nutrition Reimb.			
26	417100	Admissions/Activities				65	445600	Title VI-B			
27	417200	Bookstore Sales				66	445900	Other Indirect Fed. Prog.			
28	417300	Clubs, Org. Dues, Etc.				67	448200	Impact Aid - P.L. 874			
29	417400	School Fees & Charges				68	440000	TOTAL FEDERAL **	0	*****	0
30	417900	Other Student Revenues				69					
31						70	451000	Proceeds: Bonds,Capital Leases			
32	418100	Community Service				71	453000	Sale of Fixed Assets			
33						72	450000	TOTAL OTHER **	0	*****	0
34	419100	Rentals				73					
35	419200	Contributions/Donations				74		TOTAL REVENUES **	0	*****	0
36	419300	Transportaion Fees				75					
37	419900	Other Local				76	460000	TRANSFERS IN			
38		TOTAL OTHER LOCAL **	0	*****	0	77					
39	410000	TOTAL LOCAL ** (Line 13 + 38)	0	*****	0	78	400000	BAL.+ REVENUE + TRANS. (Lines 1 + 74 + 76)	0	*****	0

**BUDGET
EXPENDITURES**
July 1, 2021 - June 30, 2022

Line	Code	EXPENDITURES Functions/Programs	Prior Year Budget	Proposed Budget	100 Salaries	200 Benefits	300 Purchased Services	400 Supplies Materials	500 Capital Objects	600 Debt Retirement	700 Insurance- Judgment	800 Transfers
39	691	Other Support Services Prog.										
40												
41	600	TOTAL SUPPORT SERV.**	0	0	0	0	0	0	0	0	0	0
42												
43	710	Child Nutrition Program										
44	720	Community Services Program										
45	730	Enterprise Operations										
46	700	TOTAL NON-INSTRUCTION**	0	0	0	0	0	0	0	0	0	0
47												
48	810	Capital Assets-Student Occ										
49	811	Capital Assets-Non Student Occ										
50	800	TOTAL CAPITAL ASSETS PROG**	0	0	0	0	0	0	0	0	0	0
51												
52	911	Debt Services Prog.-Princ.										
53	912	Debt Services Prog.-Int.										
54	913	Debt Serv Prog-Refnded Debt										
55	920	Transfers Out										
56												
57	900	TOTAL OTHER SERVICES **	0	0	0	0	0	0	0	0	0	0
58												
59												
60		TOTAL EXPENDITURES ** (Lines 14+41+47+49+57) **	0	0	0	0	0	0	0	0	0	0
61												
62	950	Contingency Reserve (5% of Line 60)										
63												
64		TOTAL APPROPRIATION (Line 60 + Line 62)	0	0								
65												
66		BUDGET SUMMARY										
67												
68		Beginning Fund Balance										
69		Revenues + Transfers In										
70		TOTAL REVENUE (68 + 69)	0	0								
71												
72		Total Appropriation										
73		Unappropriated Balance										
74		TOTAL APPROPRIATION (72+73)	0	0								

BUDGET SUMMARY

The total on line 70 must equal the total on line 74